

# Numerical Heat Transfer

## (数值传热学)

### Chapter 10 Numerical Simulation for Turbulent Flow and Heat Transfer



**Instructor Tao, Wen-Quan**

**Key Laboratory of Thermo-Fluid Science & Engineering**  
**Int. Joint Research Laboratory of Thermal Science & Engineering**  
**Xi'an Jiaotong University**  
**Xi'an, 2018-Nov.-14**

# Chapter 10 Numerical Simulation for Turbulent Flow and Heat Transfer

10.1 Introduction to turbulence

10.2 Time-averaged governing equation for incompressible convective heat transfer

---

10.3 Zero-equation and one-equation model

10.4 Two-equation model

10.5 Wall function method

10.6 Computer implementation of k-Epsilon model and wall function method

---

10.7 Low-Reynolds number k-epsilon model

10.8 Brief introduction to recent developments

## 10.1 Introduction to turbulence

### 10.1.1 Present understanding of turbulence

### 10.1.2 Classifications of turbulence simulation methods

### 10.1.3 Definitions of Reynolds time-averages and their characteristics

## 10.1 Introduction to turbulence

### 10.1.1 Present understanding of turbulence

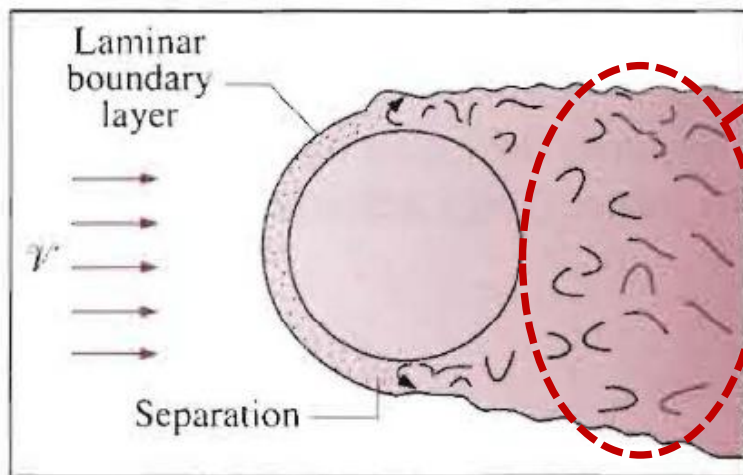
1. Turbulence is a highly complicated unsteady flow, within which all kinds of physical quantities are randomly varying with both time and space.;
2. Navier-Stokes are valid for transient turbulent flows;
3. Turbulent flow field can be regarded as a collection of eddies (涡旋) with different geometric scales .

### Remarks:

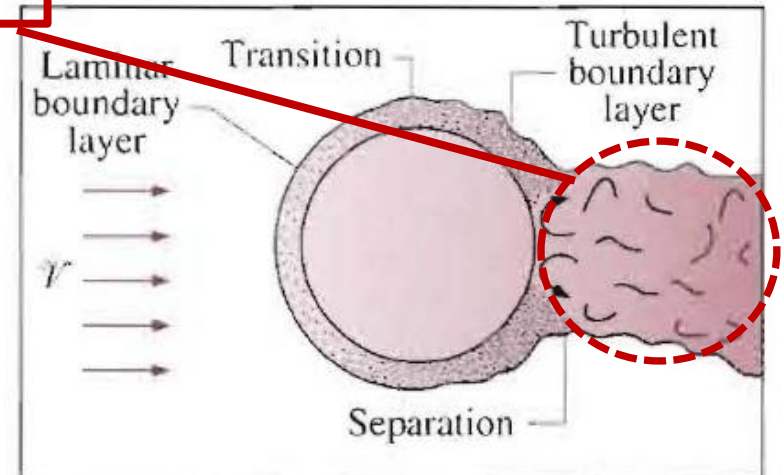
(1) Eddy vs. vortex (漩渦): Eddy is characterized by

turbulent flow with randomness, and it covers a wide range of geometric scales;

Vortex is caused by a flow phenomenon characterized by recirculation, for example flow across a cylinder. Such vortex flow can be laminar or turbulent.



**Vortex**



$Re < 2 \cdot 10^5$  --Laminar

$Re > 2 \cdot 10^5$  --Turbulent

**Vorticity is a physical quantity defined by:**

$$\vec{\omega} = \vec{\nabla} \times \vec{V} \quad \text{Curl (旋度) of velocity vector}$$

**For a practical flow, either laminar or turbulent,**

$$\omega \neq 0$$

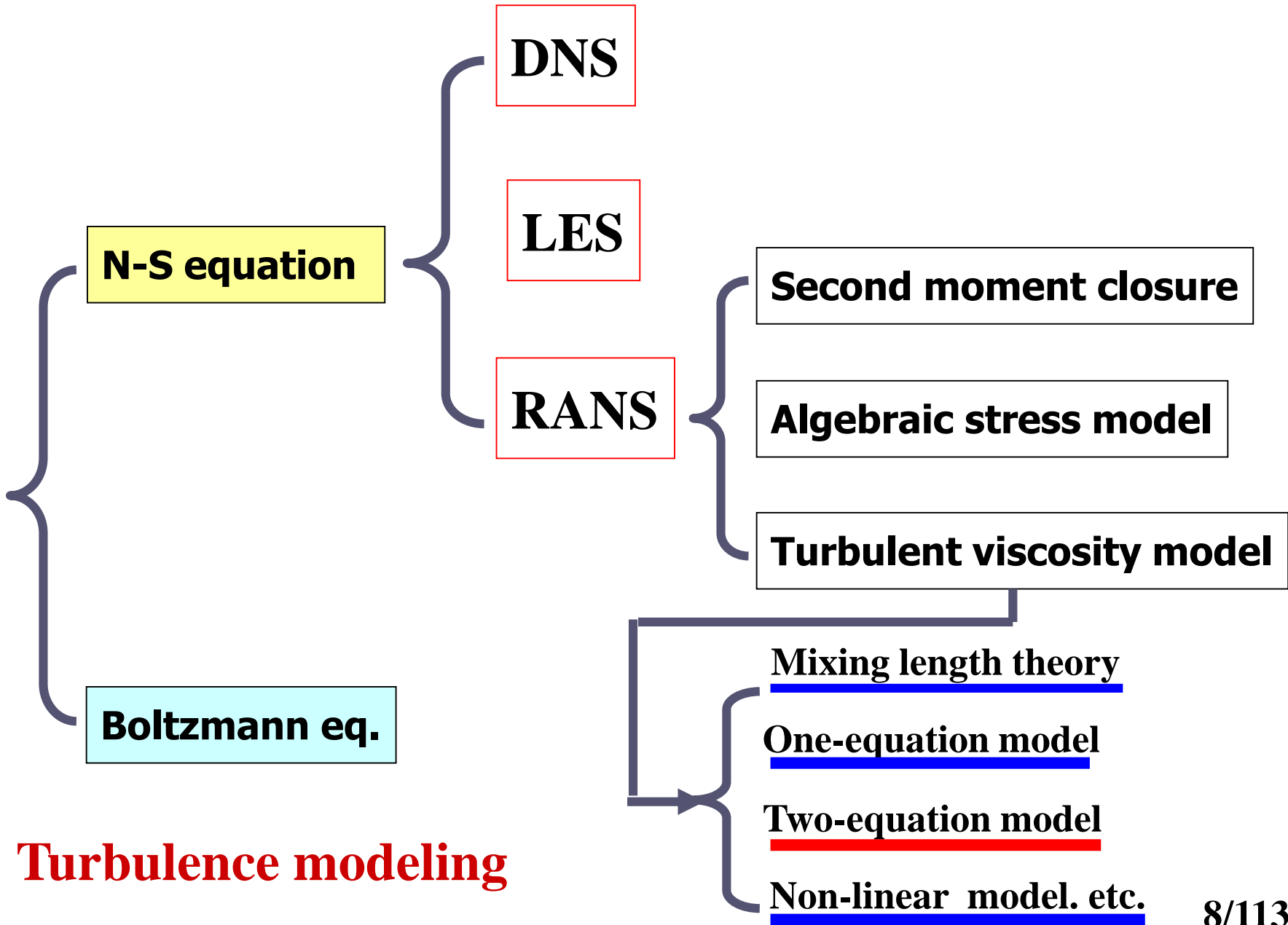
**Only for ideal fluid and potential flow  $\omega = 0$**

**(2) A dispute (争议) happened in the later half of last century on whether N-S equations are valid for turbulent flows. The great success of direct numerical simulation of turbulent flow gives a positive answer.**

(3) Bifurcation(分岔), chaos(混沌), strange attractor (奇怪吸引子) and turbulence (湍流) are regarded as the four non-linear phenomena in the 20<sup>th</sup> century.

### 10.1.2 Classifications of of turbulence simulation methods

Numerical methods for turbulence based on continuum assumption and Euler method can be divided into three categories: direct numerical simulation, DNS (直接模拟), large eddy simulation, LES(大涡模拟) and Reynolds time-average N-S Eqs. method, RANS(雷诺时均).

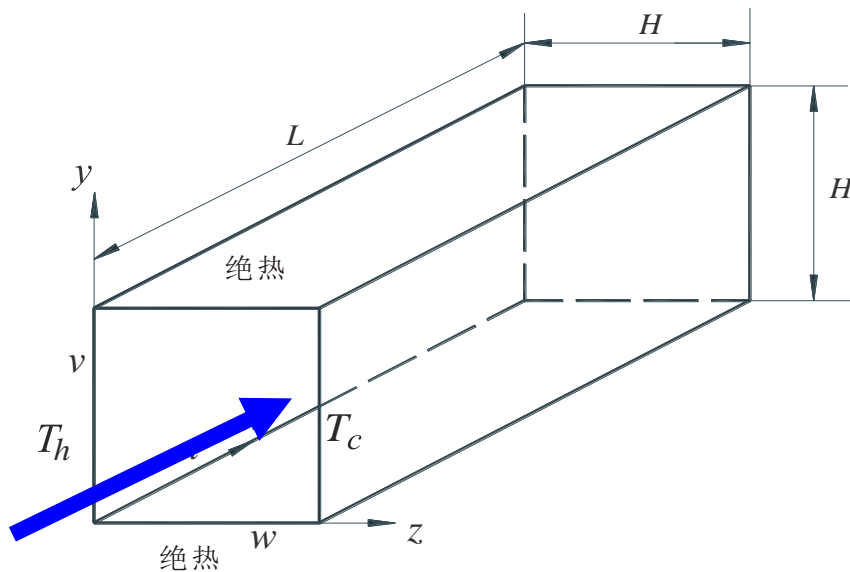


# Turbulence modeling

# 1.DNS

In DNS very small time step and space step are needed to reveal the evolutions (演化) of eddies with different scales. Required computer resource is very high. Often high-performance computers are needed.

For a fully developed mixed convection in a square duct ( $L=6.4H$ ), when  $Re=6400$ ,  $Gr=10^4 \sim 10^7$  DNS is conducted with  $4.194 \times 10^6$  nodes ( $=256 \times 128 \times 128$ ), and  $8 \times 10^5$  time steps are needed for statistical average.



## 2. LES

**Basic idea:** Turbulent fluctuations are mainly generated by large scale eddies, which are non-isotropic(各向异性) and vary with flow situation; Small scale eddies dissipate(耗散) kinetic energy (from mechanic to thermal energy), and are almost isotropic.(各向同性)The N-S eqs. are used to simulate the large scale eddies, and the behavior of small scale eddies is simulated by simplified model.

LES requires less computer resource than that of DNS, even though still quite high, and has been used for engineering problems

For the above problem when simulated by LES only  $128 \times 80 \times 80 = 819200$  grids are needed.

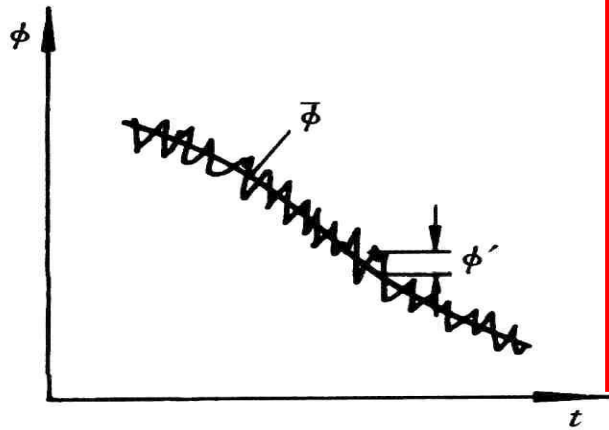
### 3. Reynolds time average N-S Eqs. methods

Expressing a transient term as the sum of average term and fluctuation(脉动) term. Time average is conducted for the transient N-S equations, and the time average terms of the fluctuations is expressed via some function of the average terms.

#### 10.1.3 Reynolds time averages and their characteristics

$$\phi = \bar{\phi} + \phi' \quad \bar{\phi} = \frac{1}{\Delta t} \int_t^{t+\Delta t} \phi(t) dt$$

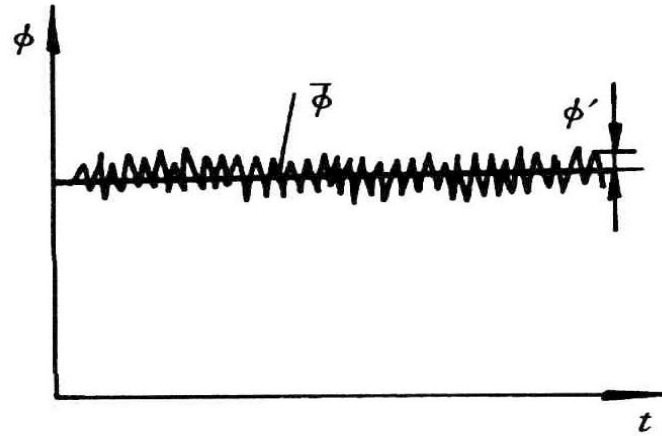
$\Delta t$  is the time step, which should be large enough relative to the fluctuation but small enough with respect to the period of time average quantity.



非  
稳  
态  
湍  
流

(a)

Unsteady



准  
稳  
态  
湍  
流

(b)

Quasi-steady

## Characteristics of time averages

**1.**  $\overline{\phi'} \equiv 0$ ;   
 **2.**  $\overline{\overline{\phi}} = \overline{\phi}$ ;   
 **3.**  $\overline{\overline{\phi + \phi'}} = \overline{\phi}$ ;   
 **4.**  $\overline{\overline{\phi\phi'}} = \overline{\phi\phi'} = 0$

**5.**  $\overline{\phi f} = \overline{(\overline{\phi} + \phi')(\overline{f} + f')} = \overline{\overline{\phi} \overline{f}} + \overline{\phi' f'}$    
 **6.**  $\frac{\partial \overline{\phi}}{\partial x} = \frac{\partial \overline{\phi}}{\partial x}$ ;

**7.**  $\frac{\partial \overline{\phi'}}{\partial x} = \frac{\partial \overline{\phi'}}{\partial x} = 0$

**8.**  $\frac{\partial \overline{(\phi f)}}{\partial x} = \frac{\partial \overline{(\overline{\phi} \overline{f})}}{\partial x} + \frac{\partial \overline{(\phi' f')}}{\partial x}$

## 10.2 Time-averaged governing equation for incompressible convective heat transfer

### 10.2.1 Time average governing equation

### 10.2.2 Ways for determining additional terms

### 10.2.3 Governing equations with turbulent viscosity

## 10.2 Time-averaged governing equation for incompressible convective heat transfer

### 10.2.1 Time average governing equation

#### 1. Continuity eq.

$$\frac{\partial(\bar{u} + \bar{u}')}{\partial x} + \frac{\partial(\bar{v} + \bar{v}')}{\partial y} + \frac{\partial(\bar{w} + \bar{w}')}{\partial z} = \underbrace{\frac{\partial \bar{u}}{\partial x} + \frac{\partial \bar{v}}{\partial y} + \frac{\partial \bar{w}}{\partial z}}_{=0} + \underbrace{\frac{\partial \bar{u}'}{\partial x} + \frac{\partial \bar{v}'}{\partial y} + \frac{\partial \bar{w}'}{\partial z}}_{=0} = 0$$

**Both time average velocity and time average fluctuation velocity satisfy continuity condition.**

#### 2. Momentum eq.

**Taking x-direction as an example:**

$$\frac{\partial(\bar{u} + u')}{\partial t} + \frac{\partial(\bar{u} + u')^2}{\partial x} + \frac{\partial(\bar{u} + u')(\bar{v} + v')}{\partial y} + \frac{\partial(\bar{u} + u')(\bar{w} + w')}{\partial z} = -\frac{1}{\rho} \frac{\partial(\bar{p} + p')}{\partial x} + \nu \left[ \frac{\partial^2(\bar{u} + u')}{\partial x^2} + \frac{\partial^2(\bar{u} + u')}{\partial y^2} + \frac{\partial^2(\bar{u} + u')}{\partial z^2} \right]$$

**According to the above characteristics, yielding**

$$\frac{\partial \bar{u}}{\partial t} + \frac{\partial(\bar{u}^2)}{\partial x} + \frac{\partial \bar{u}\bar{v}}{\partial y} + \frac{\partial \bar{u}\bar{w}}{\partial z} + \frac{\partial(u')^2}{\partial x} + \frac{\partial(u'v')}{\partial y} + \frac{\partial(u'w')}{\partial z} =$$

$$= -\frac{1}{\rho} \frac{\partial \bar{p}}{\partial x} + \nu \left( \frac{\partial^2 \bar{u}}{\partial x^2} + \frac{\partial^2 \bar{u}}{\partial y^2} + \frac{\partial^2 \bar{u}}{\partial z^2} \right)$$

$$\frac{\partial \bar{u}}{\partial t} + \frac{\partial(\bar{u}^2)}{\partial x} + \frac{\partial \bar{u}\bar{v}}{\partial y} + \frac{\partial \bar{u}\bar{w}}{\partial z} =$$

$$-\frac{1}{\rho} \frac{\partial \bar{p}}{\partial x} + \frac{\partial}{\partial x} \left[ \nu \frac{\partial \bar{u}}{\partial x} - \overline{(u')^2} \right] + \frac{\partial}{\partial y} \left[ \nu \frac{\partial \bar{u}}{\partial y} - \overline{(u'v')} \right] + \frac{\partial}{\partial z} \left[ \nu \frac{\partial \bar{u}}{\partial z} - \overline{(u'w')} \right]$$

**Moved to right hand side and combined with the corresponding viscous term**

Rewritten in a tensor form in Cartesian coordinate:

$$\frac{\partial(\rho\bar{u})}{\partial t} + \frac{\partial(\rho\bar{u}_i\bar{u}_j)}{\partial x_j} = -\frac{\partial\bar{p}}{\partial x_i} + \frac{\partial}{\partial x_j} \left( \eta \frac{\partial\bar{u}_i}{\partial x_j} - \overline{\rho u'_i u'_j} \right) \quad (i = 1, 2, 3)$$

### 3. Other scalar (标量) variables

$$\frac{\partial(\rho\bar{\phi})}{\partial t} + \frac{\partial(\rho\bar{u}_j\bar{\phi})}{\partial x_j} = \frac{\partial}{\partial x_j} \left( \Gamma \frac{\partial\bar{\phi}}{\partial x_j} - \overline{\rho u'_j \phi'} \right) + S$$

### 4. Discussion on the time averaged quantity

(1) Linear term remains unchanged during time average, while **product** term (乘积项) generates **product of fluctuations**, representing the additional transport caused by fluctuation.

**(2) Equations are not closed: for 3-D problem, there are five equations, with 14 unknown variables:**

**Five time average variables —**  $\bar{u}, \bar{v}, \bar{w}, \bar{p}, \bar{\phi},$

**Nine products of fluctuations**

$$\overline{u'_i u'_j} (i, j = 1, 2, 3);$$

$$\overline{u'_i \phi'} (i = 1, 2, 3)$$

**In order to close the above equations, additional relations must be added. Such additional relations are called turbulence model, or closure model ( 封闭模型)。**

**10.2.2 Ways of determining additional terms**

## 1. Reynolds stress method

**For the nine additional variables deriving their own governing equations.**

**However, in the derivation process new additional terms of higher order (product of three variables, four variables, etc...) are introduced.; If we still go along this direction then equations for much higher order products should be derived.,,,,,. Thus we have to terminate such process at certain level. **Historically some complicated models with more than 20 equations have been derived.****

**In the Reynolds stress models, the second moment model is quite famous and has been applied in some engineering problems. In the second moment model, for the product terms with two fluctuations their equations are derived, while for the terms with three or more fluctuations models are used to relate such terms with time average variables.**

**Prof. L X Zhou (周力行) in Tsinghua university contributed a lot in this regard.**

## **2. Turbulent viscosity method**

**The product of fluctuations of two velocities is expressed via **turbulent viscosity****

## (1) Definition of turbulent viscosity

In 1877 Boussinesq introduced following equation, by mimicking(比拟) the constitution equation (本构方程) of laminar fluid flow:

$$(\tau_{i,j})_t = -\overline{\rho u'_i u'_j} = (-p_t \delta_{i,j}) + \underline{\eta}_t \left( \frac{\partial \overline{u}_i}{\partial x_j} + \frac{\partial \overline{u}_j}{\partial x_i} \right) - \frac{2}{3} \underline{\eta}_t \delta_{i,j} \text{div} \overline{\mathbf{U}}$$

$$p_t = \frac{1}{3} \rho [(\overline{u'})^2 + (\overline{v'})^2 + (\overline{w'})^2] = \frac{2}{3} \rho k \quad k = \frac{1}{2} [(\overline{u'})^2 + (\overline{v'})^2 + (\overline{w'})^2]$$

## (2) Definition of turbulent diffusivity of other scalar variables

$$-\overline{\rho u'_i \phi'} = \Gamma_t \frac{\partial \overline{\phi}}{\partial x_i} \quad \Gamma_t = \frac{\eta_t}{\text{Pr}_t}$$

**Pr<sub>t</sub>** --- turbulent Prandtl number, usually treated as a constant.

**For laminar heat transfer we have**

$$\Gamma_l = \lambda = \frac{\lambda}{c_p} \frac{\eta_l}{\eta_l} c_p = \left( \frac{\lambda}{c_p \eta_l} \right) \eta_l c_p = \frac{\eta_l c_p}{\left( \frac{c_p \eta_l}{\lambda} \right)} = \frac{\eta_l c_p}{Pr_l}$$

**Similarly:**  $\Gamma_t = \lambda_t = \eta_t c_p / Pr_t$

**Therefore for turbulent viscosity model its major task is to find  $\eta_t, Pr_t$ .**

**The name of engineering turbulence models comes from the number of PDEqs. included in the model to determine turbulence viscosity.**

## 10.2.3 Governing equations of viscosity models

### 1. Governing equations

For simplicity of presentation, the symbol of time average “bar” is omitted hereafter:

$$\left\{ \begin{array}{l} \frac{\partial u_k}{\partial x_k} = 0 \\ \frac{\partial u_i}{\partial t} + \frac{\partial(\rho u_k u_i)}{\partial x_k} = -\frac{\partial p_{eff}}{\partial x_i} + \frac{\partial}{\partial x_k} \left[ \frac{\eta_{eff}}{\Gamma_{eff}} \frac{\partial u_i}{\partial x_k} \right] + S_i \quad ; p_{eff} = p + p_t \\ \frac{\partial(\rho^* \phi)}{\partial t} + \frac{\partial(\rho^* u_k \phi)}{\partial x_k} = \frac{\partial}{\partial x_k} \left[ \frac{\Gamma_l + \Gamma_t}{\Gamma_{eff}} \frac{\partial \phi}{\partial x_k} \right] + S_\phi \end{array} \right.$$

## 2. Differences from laminar governing equations:

- (1)  $u_i, p, \phi$  -Time average; (2) Replacing  $\Gamma$  by  $\Gamma_{eff} = \Gamma + \Gamma_t$   
 (3) Replacing  $p$  by  $p_{eff}$  (4) In source term  $S_i$  of  $u_i$

the additional terms caused by time averaging are included.

In the Cartesian coordinates, the source terms of the three components are:

$$u: S = \frac{\partial}{\partial x} \left( \eta_{\text{eff}} \frac{\partial u}{\partial x} \right) + \frac{\partial}{\partial y} \left( \eta_{\text{eff}} \frac{\partial v}{\partial x} \right) + \frac{\partial}{\partial z} \left( \eta_{\text{eff}} \frac{\partial w}{\partial x} \right)$$

$$v: S = \frac{\partial}{\partial x} \left( \eta_{\text{eff}} \frac{\partial u}{\partial y} \right) + \frac{\partial}{\partial y} \left( \eta_{\text{eff}} \frac{\partial v}{\partial y} \right) + \frac{\partial}{\partial z} \left( \eta_{\text{eff}} \frac{\partial w}{\partial y} \right)$$

$$w: S = \frac{\partial}{\partial x} \left( \eta_{\text{eff}} \frac{\partial u}{\partial z} \right) + \frac{\partial}{\partial y} \left( \eta_{\text{eff}} \frac{\partial v}{\partial z} \right) + \frac{\partial}{\partial z} \left( \eta_{\text{eff}} \frac{\partial w}{\partial z} \right)$$

**In laminar flow of constant properties, all source terms are zero, but for turbulent flow they are not zero.**

### 3. Turbulent Prandtl number

Its value varies within a certain range, usually is taken as a constant

$$\Gamma_t = \frac{c_p \eta_t}{\text{Pr}_t}$$

## 10.3 Zero equation model and one equation model

### 10.3.1 Zero equation model

1. Turbulent additional stress of zero equation model
2. Equations for mixing length
3. Application range of zero eq. model

### 10.3.2 One equation model

1. Turbulent fluctuation kinetic energy as dependent variable
2. Prandtl-Kolmogorov equation
3. Governing equation of turbulent fluctuation kinetic energy
4. Boundary condition

# 10.3 Zero Equation Model and One Equation Model

## 10.3.1 Zero equation model

### 1. Turbulent additional stress of zero equation model

In zero eq. model no PDE is involved to determine turbulent viscosity. The turbulent stress is expressed as:

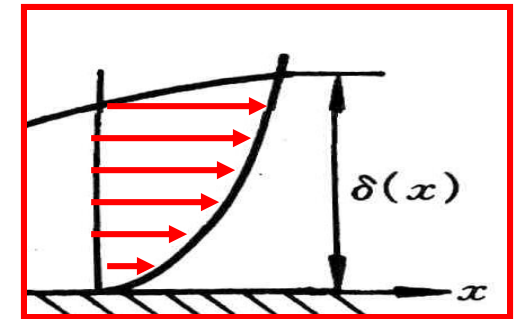
Turbulent kinetic viscosity

$$\tau_t = -\overline{\rho u_i u_j} = \overline{\rho u v} = \rho \nu_t \left( \frac{du}{dy} \right) = \rho l_m^2 \left| \frac{du}{dy} \right| \left( \frac{du}{dy} \right)$$

From dimensionality consideration

Cause of momentum exchange

From Newton shear stress eq.



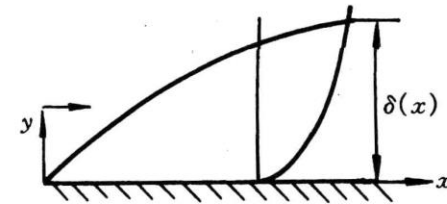
where  $l_m$  is called mixing length, whose determination is the key of zero-eq. model.

## 2. Equations for mixing length

(1) Flow and HT over a plate  $l_m / \delta$  vs.  $y / \delta$  is a slope function (斜坡函数) :

At  $y / \delta = \lambda / \kappa$   $l_m = \lambda \delta$

Authors	$\kappa$	$\lambda$
Cebeci	0.41	0.08
P-S	0.435	0.09

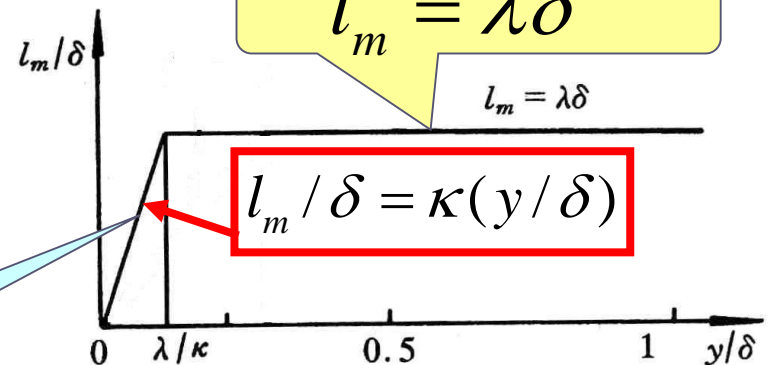


(a)

$$l_m = \lambda \delta$$

$$l_m = \lambda \delta$$

$$l_m / \delta = \kappa (y / \delta)$$



$$l_m = \kappa y$$

$\delta$  thickness of B.L. 26/113


where  $l_m$  is called mixing length, whose determination is the key of zero-eq. model.

## 2. Equations for mixing length

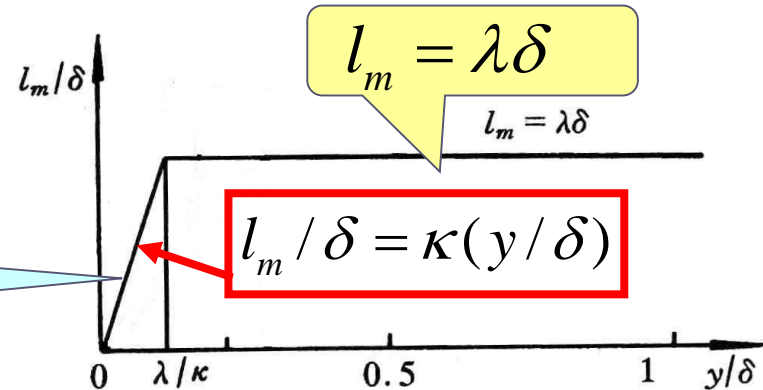
(1) Flow and HT over a plate  $l_m / \delta$  vs.  $y / \delta$  is a slope function (斜坡函数) :

At  $y / \delta = \lambda / \kappa$   $l_m = \lambda \delta$

Authors	$\kappa$	$\lambda$
Cebeci	0.41	0.08
P-S	0.435	0.09



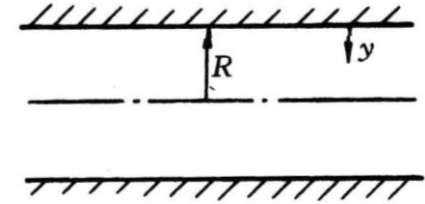
$$l_m = \kappa y$$



$\delta$  thickness of B.L.

## (2) Turbulent HT in a circular tube--- Nikurads eq.

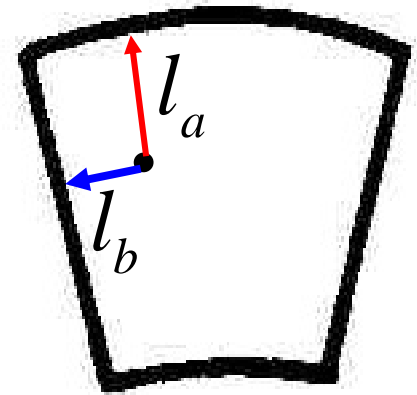
$$l_m / R = 0.14 - 0.08(1 - y/R)^2 - 0.06(1 - y/R)^4$$



Application range:  $Re = 1.1 \times 10^5 \sim 3.2 \times 10^6$

## (3) Fluid in a duct corner

$$\frac{1}{l_m} = \frac{1}{l_a} + \frac{1}{l_b}; \quad l_a, l_b \text{ from above eqs.}$$



## (4) Modification caused by molecular viscosity — van Driest eq. (20181114)

$$l_m = \kappa y \left[ 1 - \exp\left(-\frac{y(\tau_m / \rho)^{1/2}}{Av}\right) \right] = \kappa y \left[ 1 - \exp\left(-\frac{y^+}{A}\right) \right], \quad A = 26$$

Correction caused by  
molecular viscosity

For  $\frac{y^+}{A} = 6$ , its value = 0.997

### 3. Application range of zero eq. model

- (1) Boundary layer flow & HT (Flow over a wing before separation)
- (2) FF & HT in straight ducts;
- (3) Boundary layer type flow with weak recirculation.

#### Drawbacks of zero eq. model:

- (1) At duct center line velocity gradient equals zero but turbulent viscosity still exists.
- (2) Effects of oncoming flow turbulence is not considered.
- (3) Effects of turbulent flow itself is not considered

Li ZY, Hung TC, Tao WQ. Numerical simulation of fully developed turbulent flow and heat transfer in annular-sector ducts. **Heat Mass Transfer**, 2002, 38 (4-5): 369-377

## 10.3.2 One-equation model

### 1. Turbulent fluctuation kinetic energy is taken as a dependent variable

The most important feature of turbulence is fluctuation. **Fluctuation kinetic energy  $k$**  is an appropriate quantity to indicate fluctuation intensity (脉动强度). It is taken as a dependent variable for reflecting the effects of turbulence itself.

### 2. Prandtl-Kolmogorov equation

Mimicking (模仿) the molecular viscosity caused by the random motion of molecules, which is:

**Molecular viscosity**  $\eta_l \propto \rho \bar{u} \bar{\lambda}$

**Then the viscosity caused by turbulent fluctuation (turbulent viscosity) can be expressed by**

$$\eta_t \propto \rho k^{1/2} l \longrightarrow \eta_t = C'_\mu \rho k^{1/2} l$$

where  $l$  is the fluctuation scale, usually different from mixing length;

— **Prandtl-Kolmogorov equation**

**Coefficient  $C'_\mu$  is within 0.2 to 1.0;**

**In order to get the distribution of  $k$  a related PDE is required.**

### 3. Governing equation of turbulent kinetic energy $k$

Starting from the definition of  $k = 0.5(\overline{u_i' u_i'})$ , conducting time-average operation for N-S equations, and introducing some assumptions, following governing equation for  $k$  can be obtained:

$$\rho \frac{\partial k}{\partial t} + \rho u_j \frac{\partial k}{\partial x_j} = \frac{\partial}{\partial x_j} \left[ (\eta_l + \frac{\eta_t}{\sigma_k}) \frac{\partial k}{\partial x_j} \right] + \eta_t \frac{\partial u_j}{\partial x_i} \left( \frac{\partial u_j}{\partial x_i} + \frac{\partial u_i}{\partial x_j} \right) - \rho \left( C_D \frac{k^{3/2}}{l} \right)$$

transient

convection

diffusion

production

dissipation

source

where  $\sigma_k$  is called turbulent Prandtl number of  $k$ , and its introduction can increase the application range of the model.

### 4. Boundary condition treatment: wall function method

## 10.4 Two-Equation Model

10.4.1 Second variables related to  $l$

10.4.2  $k - \varepsilon$  governing equations

10.4.3 General governing equation for  $k - \varepsilon$   
model

10.4.4 Remarks

## 10.4 Two-Equation model

### 10.4.1 Second variables related to $l$

1. There are several physical variables related to  $l$

Z-variables	$k^{1/2}/l$	<u><math>k^{3/2}/l</math></u>	$kl$	$k/l^2$
Proposed by	Kolmogorov [32]	Chou (周培源)[19]	Rodi, Spalding [38]	Spalding[39]
Symbol	$f$	$\mathcal{E}$	$kl$	$W$
Physical meaning	Eddy frequency	Energy dissipation	Product of energy and scale	Mean square root of vorticity fluctuation

$$\varepsilon = C_D \frac{k^{3/2}}{l}$$

This is the modeling definition(**模拟定义**). It can be regarded as the dissipation rate of fluctuation kinetic energy of unit mass;  $C_D$  is a dimensionless constant.

## 2. Two definitions of dissipation rate

### (1) Strict definition

$$\varepsilon = \nu_l \overline{\left( \frac{\partial u'_i}{\partial x_k} \right) \left( \frac{\partial u'_i}{\partial x_k} \right)}$$

**It represents dissipation rate of isotropic small eddies, and is used in the derivation of its governing equation.**

### (2) Modeling definition $\varepsilon = C_D \frac{k^{3/2}}{l}$

**Understanding of its meaning: energy transit rate from large eddies to small eddies for unit volume is proportional to  $\rho k$ , and  $1/t$ , where the transit time  $t$  is proportional to  $l / k^{1/2}$ , thus**

$$\rho \varepsilon \sim \rho k / \left( \frac{l}{k^{1/2}} \right) \sim \rho \frac{k^{3/2}}{l} = C_D \rho \frac{k^{3/2}}{l}$$

**This definition is used in the derivation process for simplifying treatment of some complicated terms.**

## 10.4.2 $k - \varepsilon$ governing equations

### (1) $\varepsilon$ equation

Starting from strict definition,  $\varepsilon = \nu_l \overline{\left( \frac{\partial u_i'}{\partial x_k} \right) \left( \frac{\partial u_i'}{\partial x_k} \right)}$  conducting time average operation for N-S equation, and adopting some assumptions (including modeling definition), yielding

$$\underbrace{\frac{\partial(\rho\varepsilon)}{\partial t}}_{\text{transient}} + \underbrace{\frac{\partial(\rho u_j \varepsilon)}{\partial x_j}}_{\text{convection}} = \underbrace{\frac{\partial}{\partial x_j} \left[ (\eta_l + \frac{\eta_t}{\sigma_\varepsilon}) \frac{\partial \varepsilon}{\partial x_j} \right]}_{\text{diffusion}} - \underbrace{C_1 \frac{\varepsilon}{k} \eta_t \frac{\partial u_j}{\partial x_i} \left( \frac{\partial u_j}{\partial x_i} + \frac{\partial u_i}{\partial x_j} \right)}_{\text{source}} - \underbrace{C_2 \rho \frac{\varepsilon^2}{k}}_{\text{source}}$$

**(2)  $k$  equation** After introducing  $\varepsilon$

$k$  equation can be re-written as

$$\frac{\partial(\rho k)}{\partial t} + \frac{\partial(\rho u_j k)}{\partial x_j} = \frac{\partial}{\partial x_j} \left[ (\eta_l + \frac{\eta_t}{\sigma_k}) \frac{\partial k}{\partial x_j} \right] + \underbrace{\eta_t \frac{\partial u_j}{\partial x_i} \left( \frac{\partial u_j}{\partial x_i} + \frac{\partial u_i}{\partial x_j} \right)}_{\text{Source term}} - \rho \varepsilon$$

$C_1, C_2$  are empirical coefficients

**Introducing:**  $G = \frac{\eta_t}{\rho} \frac{\partial u_i}{\partial x_j} \left( \frac{\partial u_i}{\partial x_j} + \frac{\partial u_j}{\partial x_i} \right)$  called as unit mass production function

The source term of  $k$  eq.  $\eta_t \frac{\partial u_j}{\partial x_i} \left( \frac{\partial u_j}{\partial x_i} + \frac{\partial u_i}{\partial x_j} \right) - \rho \varepsilon \Rightarrow \rho G - \rho \varepsilon$

### (3) Determination of turbulent viscosity of $k - \varepsilon$ model

$$\eta_t = C'_\mu \rho k^{1/2} l = \underline{C'_\mu C_D} \rho k^{1/2+3/2} \frac{l}{C_D k^{3/2}} = C_\mu \rho k^2 / \varepsilon$$

$$C'_\mu C_D \rightarrow C_\mu \quad \varepsilon = C_D \frac{k^{3/2}}{l}$$

#### 10.4.3 General gov. eq. of $k - \varepsilon$ model

$$\frac{\partial(\rho\phi)}{\partial t} + \text{div}(\rho \vec{u}\phi) = \text{div}(\Gamma_\phi \text{grad}\phi) + S_\phi$$

$\phi$  represents:  $u, v, w, T, k, \varepsilon$

Most widely accepted values of model constants

$C_1$	$C_2$	$C_\mu$	$\sigma_k$	$\sigma_\varepsilon$	$\sigma_T$
1.44	1.92	0.09	1.0	1.3	0.9-1.0

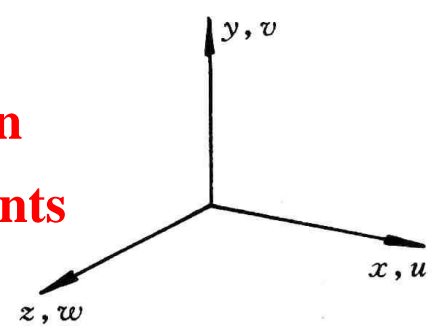


$\Gamma_\phi, S_\phi$  depend on variable and coordinate:  
 $u, v, w, T, k, \epsilon$   
 For Cartesian Coordinate:

Text book,  
 Page 350

But in our new G.Eqs. for temp.:

$$\Gamma_t = \lambda_t = \eta_t c_p / Pr_t$$

<p>控制方程</p>	$\frac{\partial(\rho u \phi)}{\partial x} + \frac{\partial(\rho v \phi)}{\partial y} + \frac{\partial(\rho w \phi)}{\partial z} = \frac{\partial}{\partial x}(\Gamma \frac{\partial \phi}{\partial x}) + \frac{\partial}{\partial y}(\Gamma \frac{\partial \phi}{\partial y}) + \frac{\partial}{\partial z}(\Gamma \frac{\partial \phi}{\partial z}) + S$ <p>对 <math>u, v, w, k, \epsilon, T</math> 广义扩散系数 <math>\Gamma</math> 为:</p> <p><math>u, v, w: \Gamma = \eta_{\text{eff}} = \eta + \eta_t</math></p> <p><math>k: \Gamma = \eta + \frac{\eta_t}{\sigma_k}</math></p> <p><math>\epsilon: \Gamma = \eta + \frac{\eta_t}{\sigma_\epsilon}</math></p> <p><math>T: \Gamma = \frac{\eta}{Pr} + \frac{\eta_t}{\sigma_T}</math></p> <p style="color: red; font-weight: bold;">Diffusion coefficients</p> 
<p>源项</p>	<p><math>u: S = -\frac{\partial p}{\partial x} + \frac{\partial}{\partial x}(\eta_{\text{eff}} \frac{\partial u}{\partial x}) + \frac{\partial}{\partial y}(\eta_{\text{eff}} \frac{\partial v}{\partial x}) + \frac{\partial}{\partial z}(\eta_{\text{eff}} \frac{\partial w}{\partial x})</math></p> <p><math>v: S = -\frac{\partial p}{\partial y} + \frac{\partial}{\partial x}(\eta_{\text{eff}} \frac{\partial u}{\partial y}) + \frac{\partial}{\partial y}(\eta_{\text{eff}} \frac{\partial v}{\partial y}) + \frac{\partial}{\partial z}(\eta_{\text{eff}} \frac{\partial w}{\partial y})</math></p> <p><math>w: S = -\frac{\partial p}{\partial z} + \frac{\partial}{\partial x}(\eta_{\text{eff}} \frac{\partial u}{\partial z}) + \frac{\partial}{\partial y}(\eta_{\text{eff}} \frac{\partial v}{\partial z}) + \frac{\partial}{\partial z}(\eta_{\text{eff}} \frac{\partial w}{\partial z})</math></p> <p><math>k: S = \rho G_k - \rho \epsilon</math></p> <p><math>\epsilon: S = \frac{\epsilon}{k} (c_1 \rho G_k - c_2 \rho \epsilon)</math></p> <p><math>G_k = \frac{\eta_t}{\rho} \left\{ 2 \left[ \left( \frac{\partial u}{\partial x} \right)^2 + \left( \frac{\partial v}{\partial y} \right)^2 + \left( \frac{\partial w}{\partial z} \right)^2 \right] + \left( \frac{\partial u}{\partial y} + \frac{\partial v}{\partial x} \right)^2 + \left( \frac{\partial u}{\partial z} + \frac{\partial w}{\partial x} \right)^2 + \left( \frac{\partial v}{\partial z} + \frac{\partial w}{\partial y} \right)^2 \right\}</math></p> <p><math>T: S</math> 按实际问题而定</p> <p style="color: blue; font-weight: bold;">Source term</p>

## 10.4.4 Remarks

### (1) Expansion of G term for 2D case

$$\begin{aligned}
 G &= \frac{\eta_t}{\rho} \frac{\partial u_i}{\partial x_j} \left( \frac{\partial u_i}{\partial x_j} + \frac{\partial u_j}{\partial x_i} \right) = \frac{\eta_t}{\rho} \left( \frac{\partial u_i}{\partial x_j} \frac{\partial u_i}{\partial x_j} + \frac{\partial u_i}{\partial x_j} \frac{\partial u_j}{\partial x_i} \right) = \\
 &\frac{\eta_t}{\rho} \left( \frac{\partial u}{\partial x} \frac{\partial u}{\partial x} + \frac{\partial u}{\partial y} \frac{\partial u}{\partial y} + \frac{\partial v}{\partial x} \frac{\partial v}{\partial x} + \frac{\partial v}{\partial y} \frac{\partial v}{\partial y} \right) + \left( \frac{\partial u}{\partial x} \frac{\partial u}{\partial x} + \frac{\partial u}{\partial y} \frac{\partial v}{\partial x} + \frac{\partial v}{\partial x} \frac{\partial u}{\partial y} + \frac{\partial v}{\partial y} \frac{\partial v}{\partial y} \right) \\
 &G = \frac{\eta_t}{\rho} \left\{ 2 \left[ \left( \frac{\partial u}{\partial x} \right)^2 + \left( \frac{\partial v}{\partial y} \right)^2 \right] + \left( \frac{\partial u}{\partial y} + \frac{\partial v}{\partial x} \right)^2 \right\}
 \end{aligned}$$

There are 18 terms for 3D case.

(2) The above model is called standard  $k - \varepsilon$  model. It can be applied to vigorously developed (旺盛发展) turbulent flow , also called as high-Re  $k - \varepsilon$  model.

## 10.5 Wall Function Method

10.5.1 Two ways for grid settlement near wall in turbulence simulation

10.5.2 Fundamentals of wall function method

10.5.3 Boundary conditions of  $k, \varepsilon$  for standard  $k - \varepsilon$  model

10.5.4 Cautions in implementing wall function method

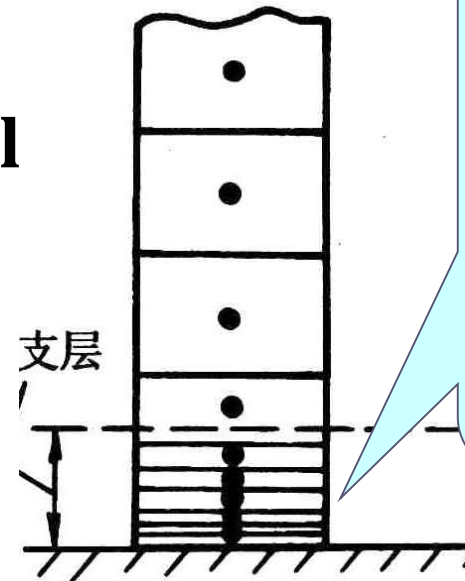
## 10.5 Wall Function Method

### 10.5.1 Two ways for grid settlement (节点设置) near wall in turbulence simulation

#### 1. Setting enough number of grids in viscous sublayer (>10 grids)

For this treatment  $k$  equation can be used from vigorous turbulent flow to wall and  $k_w=0$  for its boundary condition.

This treatment will be used in low Re  $k - \varepsilon$  model.



Enough number of nodes should be set in viscous sub-layer.

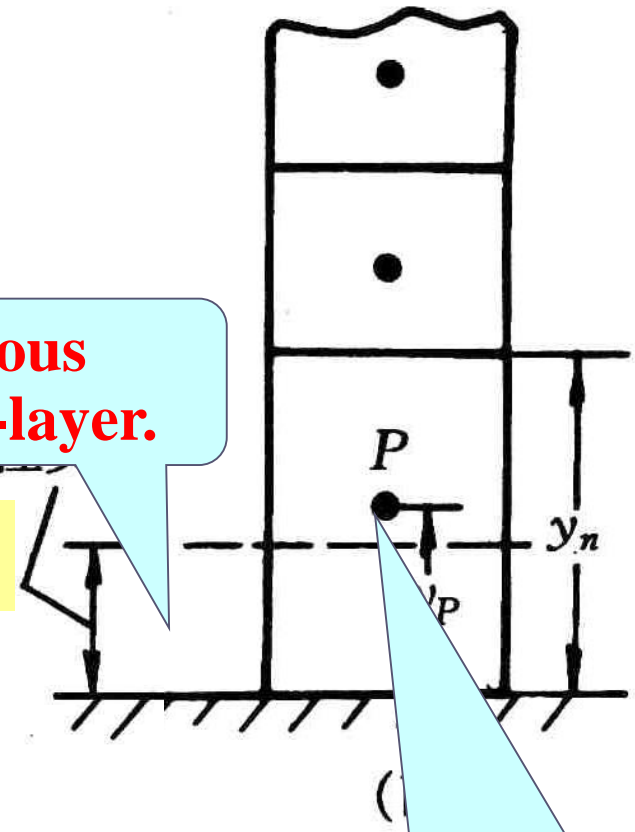
## 2. Set the 1<sup>st</sup> inner node outside the viscous sublayer

In this treatment velocity distribution near the wall should be assumed, and it is adopted in the high Re  $k - \varepsilon$  model.

### 10.5.2 Fundamentals of WFM

1) **Assuming that the dimensionless velocity and temp. distributions outside the viscous sub-layer are of logarithmic law (对数律) type.**

**viscous sub-layer.**



**The 1<sup>st</sup> inner node is set outside viscous sub-layer**

## (1) Logarithmic law in fluid mechanics

$$u^+ = \frac{u}{v^*} = \frac{1}{\kappa} \ln\left(\frac{yv^*}{\nu}\right) + B = \frac{1}{\kappa} \ln(y^+) + B = \frac{1}{\kappa} \ln(Ey^+)$$

$$v^* = \sqrt{\tau_w / \rho}, \quad \kappa = 0.4 \sim 0.42, \quad B = 5.0 \sim 5.5$$

## (2) Logarithmic law in turbulence model

In order that the logarithmic law can reflect some characteristics of turbulence the law is reformed as follows:

Replacing  $v^*$  by  $C_\mu^{1/4} k^{1/2}$   
to define  $y^+$ :

$$y^+ = \frac{y(C_\mu^{1/4} k^{1/2})}{\nu}$$

Introducing  $C_\mu^{1/4} k^{1/2}$   
into  $u^+$  definition

$$u^+ = \frac{u}{v^*} = \frac{u}{v^*} \frac{C_\mu^{1/4} k^{1/2}}{C_\mu^{1/4} k^{1/2}} = \frac{u(C_\mu^{1/4} k^{1/2})}{\tau_w / \rho}$$

When dissipation and production of fluctuation kinetic energy are balanced, the above definitions are identical to conventional definition in fluid mechanics.

### (3) Logarithmic law of temperature : mimicking

(模仿) definition of  $u^+$ :

Mimicking  
velocity

$$T^+ = \frac{(T - T_w)(C_\mu^{1/4} k^{1/2})}{(q_w / \rho c_p)}$$

Mimicking stress

Required by dimension  
consistency

### (4) Logarithmic laws of V & T in turbulence model

For  $y^+ > 11.0$  following distributions are adopted:

$$u^+ = \frac{1}{K} \ln(Ey^+), \quad \frac{1}{K} \ln(E) = 5.0 \sim 5.5$$

$$T^+ = \frac{\sigma_t}{K} \ln(Ey^+) + P\sigma_t \quad P = 8.96 \left( \frac{\sigma_l}{\sigma_t} - 1 \right) \left( \frac{\sigma_l}{\sigma_t} \right)^{-1/4}$$

$$\sigma_l = \text{Pr}_l; \sigma_t = \text{Pr}_t \quad \text{If } \sigma_l = \sigma_t \text{ then } T^+ = u^+$$

Then this is Reynolds analogy (雷诺比拟) .

For  $y^+ < 11.0$  , it is regarded as laminar sublayer.

2) **Placing the 1<sup>st</sup> inner** node P outside the viscous sub-layer, where logarithmic law valid (  $y_P^+ > 11.0$  )

3) **The effective turbulent** viscosity and thermal conductivity between the 1<sup>st</sup> inner node and the wall should satisfy following equations:

$$\tau_w = \eta_B \frac{u_P - u_W}{y_P}, \quad q_w = \lambda_B \frac{T_P - T_W}{y_P}$$

The equations of effective viscosity and thermal conductivity between the 1<sup>st</sup> inner node and the wall can be derived as follows:

**(1) Equation for  $\eta_B$**  : At point P,  $u^+$  satisfy :

$$\frac{u_P (C_\mu^{1/4} k_P^{1/2})}{\tau_w / \rho} = \frac{1}{K} \ln \left[ E y_P \left( \frac{C_\mu^{1/4} k_P^{1/2}}{\nu} \right) \right]$$

This equation can be re-written as follows:

$$\tau_w = \frac{\rho u_P (C_\mu^{1/4} k_P^{1/2})}{\frac{1}{K} \ln \left[ E y_P \frac{C_\mu^{1/4} k_P^{1/2}}{\nu} \right]} \quad \begin{array}{c} \boxed{\text{According to}} \\ \boxed{\text{Point 3}} \end{array} = \eta_B \frac{u_P - \cancel{u_W}}{y_P}$$

**0**

$\eta_B$  equation can be obtained from this equation

$$\frac{\cancel{\rho} \cancel{u_P} (C_\mu^{1/4} k_P^{1/2})}{\frac{1}{K} \ln \left[ E y_P \frac{C_\mu^{1/4} k_P^{1/2}}{\nu} \right]} = \eta_B \frac{\cancel{u_P}}{y_P}$$

$$\eta_B = \left[ \frac{y_P (C_\mu^{1/4} k_P^{1/2})}{\nu} \right] (\rho \nu) \frac{1}{\frac{1}{K} \ln(E y_P^+)} = \left( \frac{y_P^+}{u_P^+} \right) \eta_l$$

$y_P^+$

$\eta_l$

$u_P^+$

In the vigorous region ,  $y_P^+ \gg u_P^+$  above equation shows:

turbulent viscosity is  $y_P^+ / u_P^+$  times of laminar viscosity.

For example  $y_P^+ = 100$ ,  $u_P^+ = \frac{1}{K} \ln(100) + B = \frac{1}{0.4} 4.605 + 5.0 = 16.5$

Then:  $\eta_B = (100/16.5)\eta_l = 6.06\eta_l$

**(2) Equation for  $\lambda_B$  : At point P,  $T^+$  satisfy :**

$$\frac{(T_P - T_W)(C_\mu^{1/4} k_P^{1/2})}{q_w / \rho c_p} = \frac{\sigma_t}{K} \ln(Ey_P^+) + \sigma_t P$$

**From which:**

$$q_w = \frac{\rho c_p (T_P - T_W)(C_\mu^{1/4} k_P^{1/2})}{\frac{\sigma_t}{K} \ln(Ey_P^+) + \sigma_t P} \quad \text{According to Point 3} = \lambda_B \frac{(T_P - T_W)}{y_P}$$

$$\lambda_B = \frac{(C_\mu^{1/4} k_P^{1/2}) y_P \rho c_p \nu}{\frac{\sigma_t}{K} \ln(Ey_P^+) + \sigma_t P} = \left(\frac{y_P^+}{T_P^+}\right) \text{Pr}_l \lambda_l$$

$y_P^+$

$$\frac{\eta c_p}{\lambda} = \text{Pr}_l$$

$T_P^+$

**This is equivalent to magnify the molecular conductivity by  $\left(\frac{y_P^+}{T_P^+}\right) \text{Pr}_l$  times.**

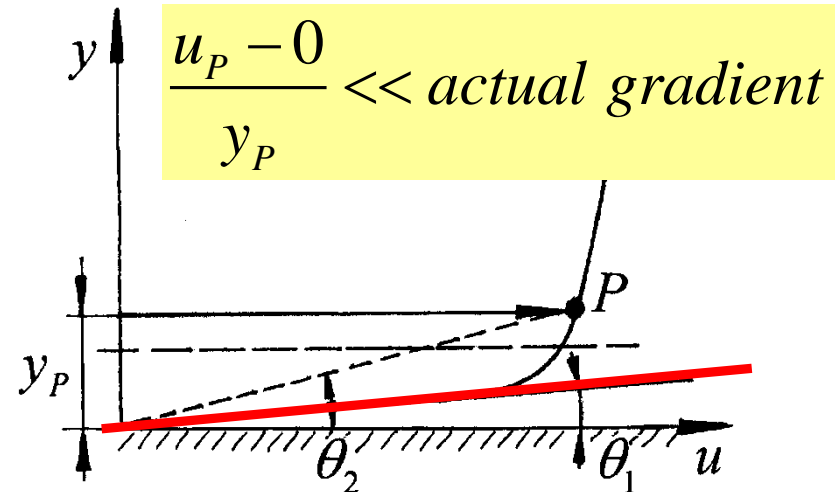
For  $Pr_l = 5.0, Pr_l = 1.0, y_P^+ = 100,$

yielding  $T_P^+ = 40.5, \frac{y_P^+}{T_P^+} Pr_l = \frac{100}{40.5} \times 5.0 = 12.3$

**The molecular conductivity is magnified by 12.3 times!**

Why wall viscosity and conductivity  $\eta_B, \lambda_B$  should be magnified? This is because the 1<sup>st</sup> inner node is far from wall, leading to reduced wall gradient determined by FD method.

In WFM the magnified transport properties compensate (弥补) the reduced gradients so that their products will be approximately close to the true values.



Wall functions refer to the expressions of  $\eta_B, \lambda_B$

**4) The boundary condition of k equation:**  $\left. \frac{\partial k}{\partial n} \right|_w = 0$

Because outside the sublayer the production of fluctuation kinetic energy is much larger than diffusion towards wall, hence diffusion to the wall is approximately taken zero.

**5) The dissipation of fluctuation kinetic energy at 1<sup>st</sup> inner node is determined by the model equation:**

$$\varepsilon_P = \frac{C_D k^{3/2}}{l} = \frac{C_\mu^{3/4} k_P^{3/2}}{K y_P} \quad (\text{see page 355 of text book})$$

For the 1<sup>st</sup> inner node dissipation rate is specified by above equation, and computation is limited within the region surrounded by the 1<sup>st</sup> inner nodes.

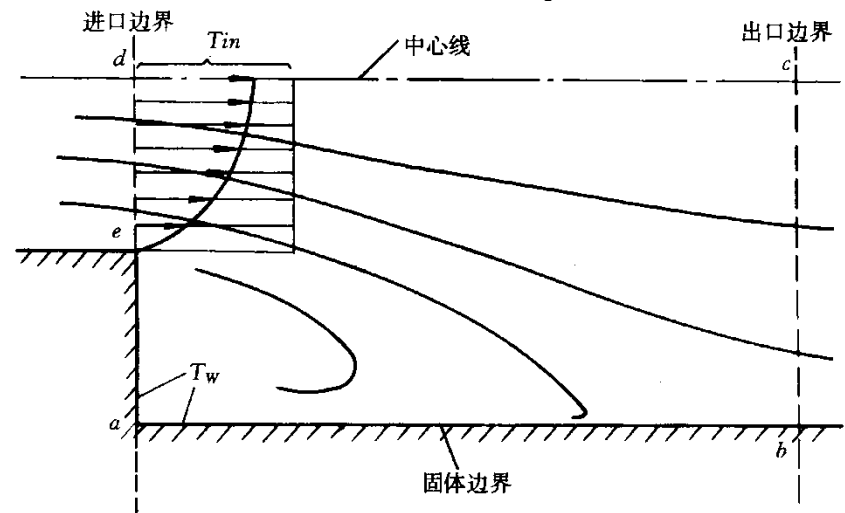
## 10.5.3 Boundary conditions of $k, \varepsilon$ for standard $k - \varepsilon$ model

### 1. Inlet boundary

**1)  $k$ :** (1) Adopting test data; (2) Taking a percentage of kinetic energy of oncoming flow. For fully developed flow in ducts: 0.5~1.5%;

**2)  $\varepsilon$ :** (1) Using model equation: 
$$\varepsilon = \frac{C_{\mu}^{3/4} k^{3/2}}{K y_P}$$

(2) Using  $\eta_t = C_{\mu} \rho k^2 / \varepsilon$   
 assuming  $\frac{\rho u L}{\mu} = 100 \sim 1000$   
 yielding  $\eta_t$  with inlet  $u$   
 and  $L$ .



2. At central line:  $\frac{\partial k}{\partial n} = \frac{\partial \varepsilon}{\partial n} = 0$

3. Outlet: Adopting local one way coordinate assumption

3. Solid wall: **Adopting wall function method**

(1) Velocity — Velocity normal to wall  $\left(\frac{\partial \phi}{\partial n}\right)_w = 0;$

Velocity parallel to wall  $\phi_w = 0,$

And wall viscosity determined by WFM.

**Remarks: here velocity is the dependent variable to be solved not the one in the nonlinear part of convection term, for which wall velocities always equal zero:  $u=v=0$ .**

(2)  $k$  — Adopting  $\frac{\partial k}{\partial n} = 0$  implemented via setting  $\Gamma_B = 0$

(3)  $\varepsilon$ — Specifying the 1<sup>st</sup> inner node by

Then cutting connection with boundary.

$$\varepsilon_P = \frac{C_\mu^{3/4} k^{3/2}}{\kappa y_P}$$

## 10.5.4 Cautions in implementing wall function method

1) **Approximate range of**  $y_P^+, x_P^+$

$$\underline{11.5 \sim 30 \leq (y_P^+, x_P^+) \leq 200 \sim 400}$$

2) **Underrelaxation**

**Logarithmic law is valid in this range**

In the iteration process  $\eta_t, k, \varepsilon$  must be under-relaxed.  
And it is organized within the solution process.

3)  $\varepsilon_P$  should be specified by large coefficient method

#### 4) Source term treatment of $k, \varepsilon$

$$S_k = \rho G - \rho \varepsilon = \underbrace{\rho G}_{S_C} - \underbrace{(\rho \varepsilon / k^*)}_{S_P} k$$

$$S_\varepsilon = \frac{C_1 \rho \varepsilon G}{k} - \frac{C_2 \rho \varepsilon^2}{k} = \frac{C_1 \rho \varepsilon G}{\underbrace{k}_{S_C}} - \frac{C_2 \rho \varepsilon^*}{\underbrace{k}_{S_P}} \varepsilon$$

#### 5) Treatment of solid located within fluid region

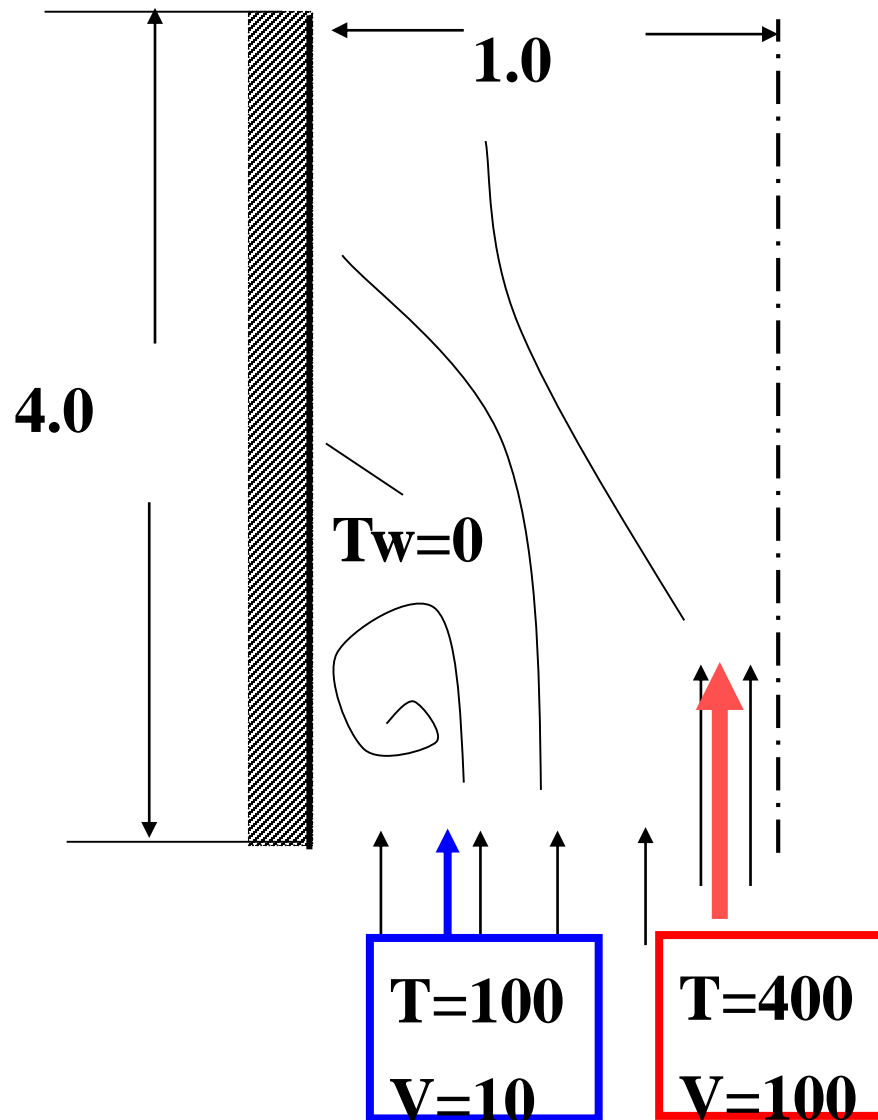
See pages 358 – 359 of textbook.

## 10-6 Turbulent flow and heat transfer in duct with a stepwise inlet velocity distribution ---k-epsilon turbulence model with WFM

### 10-6-1 Physical problem and its math formulation

**Known:** A stream with a central jet goes into a parallel channel; Flow is in turbulent state,  $AMU = 10^{-6}$  and  $Pr=0.7$ .

**Find:** Adopt the standard k-Epsilon model and the wall function method to determine velocity and temperature fields in the channel.



**Fig. 1 of Example 8**

Governing equation is:

$$\text{div}(\rho \vec{u} \phi) = \text{div}(\Gamma_{\phi} \text{grad} \phi) + S_{\phi}$$

where  $\phi = u, v, T, k, \varepsilon, p, p'$

The diffusion coefficients are:

NF=	1	2	3	4	5	6	7	8	11
Variable	U	V	PC	T	k	$\varepsilon$	AMUT, GEN		P
$\Gamma_{\phi}$	$\eta_t$	$\eta_t$	/	$\frac{\eta_t c_p}{Pr_t}$	$\frac{\eta_t}{\sigma_k}$	$\frac{\eta_t}{\sigma_{\varepsilon}}$			
$\alpha$	0.8	0.8		1.0	0.6	0.6			0.6

In our new governing equation for temperature:

$$\Gamma_t = \lambda_t = \eta_t c_p / Pr_t$$



$$S_u = \frac{\partial}{\partial x} \left( \eta_{\text{eff}} \frac{\partial u}{\partial x} \right) + \frac{\partial}{\partial y} \left( \eta_{\text{eff}} \frac{\partial v}{\partial x} \right) + \frac{\partial}{\partial z} \left( \eta_{\text{eff}} \frac{\partial w}{\partial x} \right)$$

$$S_v = \frac{\partial}{\partial x} \left( \eta_{\text{eff}} \frac{\partial u}{\partial y} \right) + \frac{\partial}{\partial y} \left( \eta_{\text{eff}} \frac{\partial v}{\partial y} \right) + \frac{\partial}{\partial z} \left( \eta_{\text{eff}} \frac{\partial w}{\partial y} \right)$$

$$k: S = \rho G_k - \rho \epsilon$$

$$\epsilon: S = \frac{\epsilon}{k} (c_1 \rho G_k - c_2 \rho \epsilon)$$

$$G_k = \frac{\eta_t}{\rho} \left\{ 2 \left[ \left( \frac{\partial u}{\partial x} \right)^2 + \left( \frac{\partial v}{\partial y} \right)^2 + \left( \frac{\partial w}{\partial z} \right)^2 \right] + \left( \frac{\partial u}{\partial y} + \frac{\partial v}{\partial x} \right)^2 + \left( \frac{\partial u}{\partial z} + \frac{\partial w}{\partial x} \right)^2 + \left( \frac{\partial v}{\partial z} + \frac{\partial w}{\partial y} \right)^2 \right\}$$

**Boundary conditions are:**

**(1) Inlet:**

**k** – taking 1% of kinetic energy of oncoming flow;

**Epsilon** – determined by following eq.

$$\varepsilon = \frac{c_{\mu} \rho k^2}{\eta_t}$$

where  $\eta_t$  is determined by  $Re_{eff} = \frac{\rho V (2L_{in})}{\eta_{eff}} = 100$

**(2) Wall: WFM;**

**(3) Outlet: local one –way;**

(4) At symmetric –  $u=0$ , all others have their first order normal derivatives equal to zero!

## 10-6-2 Numerical method

(1) Source term treatment for  $k - \varepsilon$

$$S_k = \eta_t G - \rho \varepsilon = \underbrace{\eta_t G}_{S_C} - \underbrace{\left(\frac{\rho \varepsilon}{k^*}\right)k}_{S_P}$$

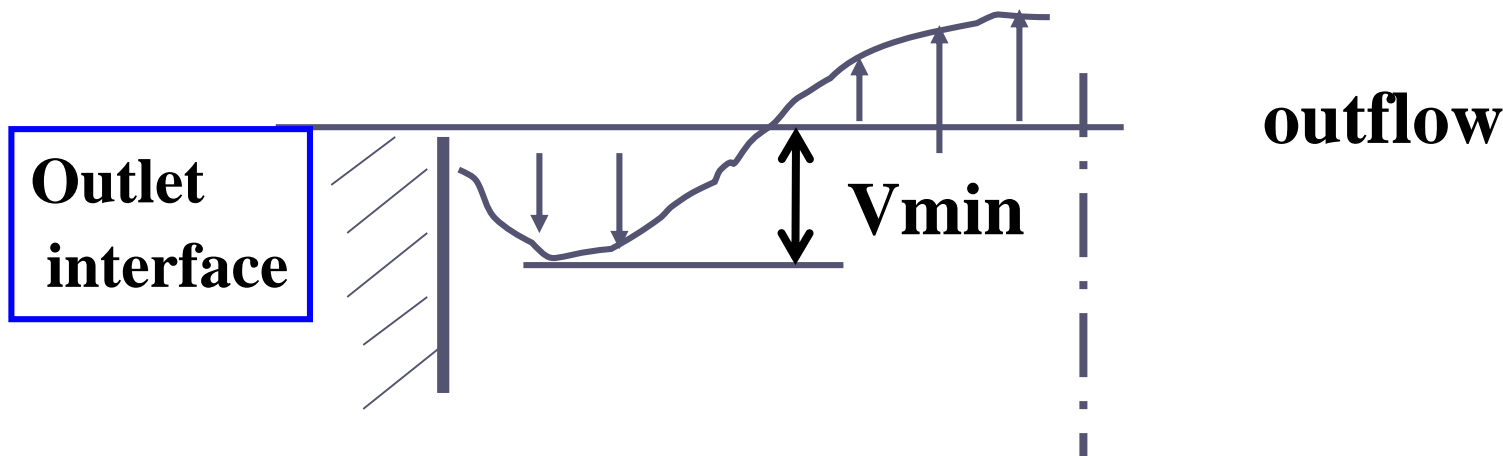
$$S_\varepsilon = \frac{c_1 \varepsilon \eta_t G}{k} - \frac{c_2 \rho \varepsilon^2}{k} = \underbrace{\frac{c_1 \varepsilon \eta_t G}{k}}_{S_C} - \underbrace{\left(\frac{c_2 \rho \varepsilon^*}{k}\right)\varepsilon}_{S_P}$$

## (2) Lift (提升) of outlet velocity

In order to avoid negative outlet velocity during iteration, adopt method for lifting temporary (暂时的) outlet velocity:

$$FACTOR = \frac{FLOWIN}{\sum_{i=2}^{L2} [(V_{i,M2} + |V_{min}|) * RHO_{i,M1} * XCV(i)]}$$

$$V_{i,M1} = FACTOR \bullet (v_{i,M2} + |v_{min}|)$$



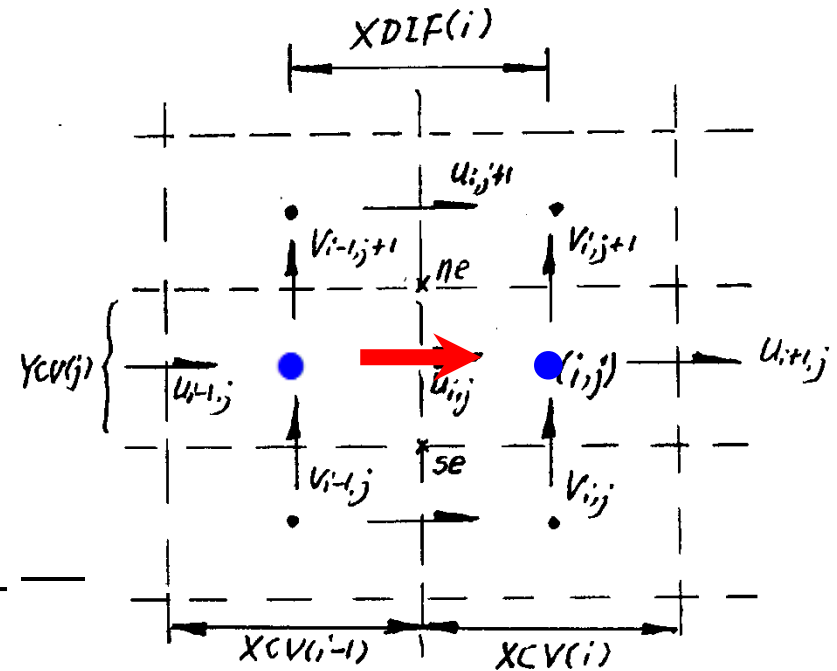
### (3) Treatment of source term in u-momentum equation

$$S_u = \frac{\partial}{\partial x} \left( \mu_t \frac{\partial u}{\partial x} \right) + \frac{\partial}{\partial y} \left( \mu_t \frac{\partial v}{\partial x} \right)$$

$$\frac{\partial}{\partial x} \left( \mu_t \frac{\partial u}{\partial x} \right) = \frac{1}{XDIF(i)}$$

$$\{GAM(i, j) \frac{u(i+1, j) - u(i, j)}{xcv(i)} -$$

$$GAM(i-1, j) \frac{u(i, j) - u(i-1, j)}{xcv(i-1)} \}$$

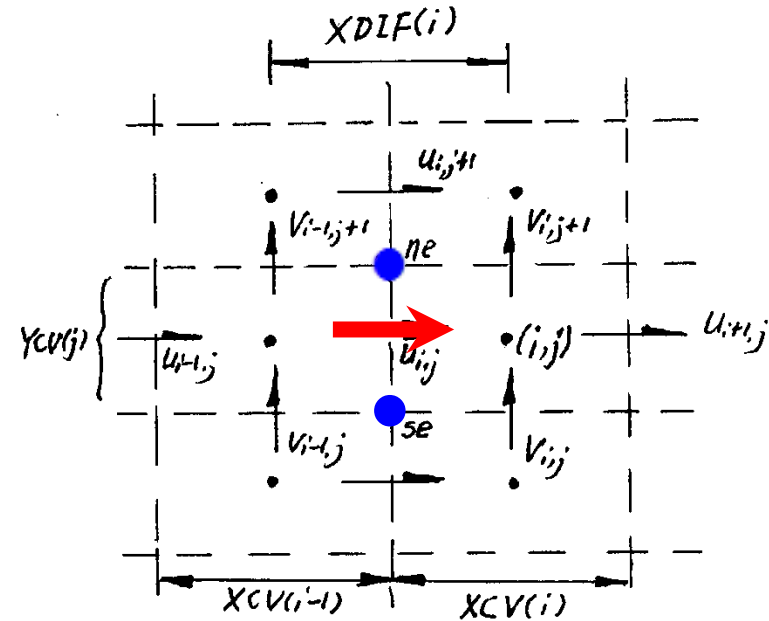


The above term is taken as Sc of u-equation!

$$\frac{\partial}{\partial y} \left( \mu_t \frac{\partial v}{\partial x} \right) = \frac{1}{YCV(j)}$$

$$\left\{ \mu_{t,ne} \frac{v(i, j+1) - v(i-1, j+1)}{XDIF(i)} \right.$$

$$\left. \mu_{t,se} \frac{v(i, j) - v(i-1, j)}{XDIF(i)} \right\}$$



**Also, taken as Sc of u-equation!**

**(4) Flow field and temperature are solved separately**

**Because velocities are not coupled with temperature, the turbulent flow field can be solved first, then the fluid temperature.**

# 10-6-3 Program reading

CC

MODULE USER\_L

C\*\*\*\*\*

INTEGER\*4 I,J

REAL\*8 CMU, C1, C2, PRT, PRK, PRD, PRPRT, PFN, CMU4,  
1 AFL, VMIN, REL, AMT, ALOG, GAP, GAMM, DUDX, DUDY, DVDX,  
1 DVDY, DISS, AMU, PR, FLOWIN, FL, FACTOR

END MODULE

CC

SUBROUTINE USER

C\*\*\*\*\*

USE START\_L

USE USER\_L

IMPLICIT NONE

C\*\*\*\*\*

C-----**PROBLEM TEN**-----

C Turbulent fluid flow and heat transfer in a parallel duct with stepwise  
C inlet velocity distribution

C\*\*\*\*\* 65/113

\*

## ENTRY GRID

TITLE(1)=' .VEL U.'

TITLE(2)=' .VEL V.'

TITLE(3)=' .STR FN.'

TITLE(4)=' .TEMP .'

TITLE(5)='KIN ENE'

TITLE(6)=' .DISIPA.'

TITLE(7)='TURB VI'

TITLE(11)='PRESSURE'

TITLE(12)=' DENSITY'

**!All are titles for printing**



```

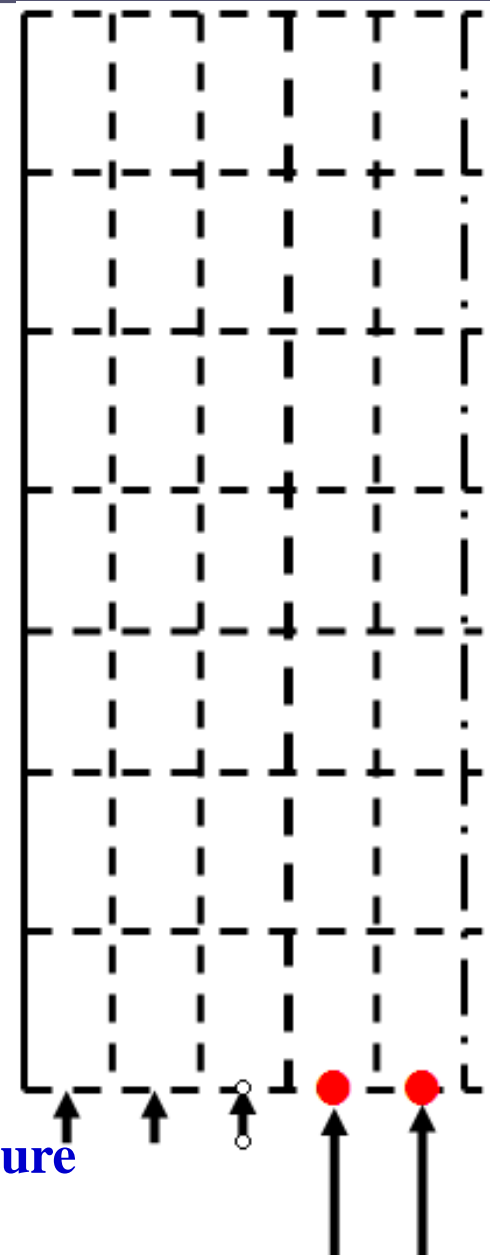
RELAX(1)=0.8
RELAX(2)=0.8
RELAX(5)=0.6
RELAX(6)=0.6
RELAX(13)=0.6 ! NGAM=13 for turbulent viscosity
LSOLVE(1)=.TRUE.
LSOLVE(5)=.TRUE.
LSOLVE(6)=.TRUE.
LPRINT(1)=.TRUE.
LPRINT(2)=.TRUE.
LPRINT(3)=.TRUE.
LPRINT(4)=.TRUE.
LPRINT(5)=.TRUE.
LPRINT(6)=.TRUE.
LPRINT(7)=.TRUE.
LPRINT(11)=.TRUE.
LAST=100
XL=1.
YL=4.
L1=7
M1=9
CPCON=1000. ! Cp in the Gama expression for temperature
CALL UGRID
RETURN

```

**!All logical values for solving and printing**

**Regarding AMUT as 7<sup>th</sup> element of F( i, j, NF)**

$$\Gamma_t = \lambda_t = \eta_t c_p / Pr_t$$



## ENTRY START

```

DO 100 J=1,M1
DO 101 I=1,L1
U(I,J)=0.
V(I,J)=10.
V(1,J)=0.
V(I,2)=10.
IF(I.GT.4) V(I,2)=100.
T(I,J)=100.
T(1,J)=0.
IF(I.GT.4) T(I,1)=400.
AKE(I,J)=0.005*V(I,2)**2
DIS(I,J)=0.1*AKE(I,J)**2
101 ENDDO
100 ENDDO
  
```

1% of inlet kinetic energy

$\eta_t$  : determined form

$$Re_{eff} = \frac{\rho V (2L_{in})}{\eta_{eff}} = 100$$

$$100 = \frac{1 \times 100 \times 1.0}{\eta_t}, \eta_t = 1.0$$

$$\varepsilon = C_\mu \rho k^2 / \eta_t = 0.09 \times 1 \times k^2 \approx 0.1k^2$$

**AMU=1.E-6 ! Attention, very small values**

**CMU=0.09**

**C1=1.44**

**C2=1.92**

**PRT=0.9**

**PRK=1.0**

**PRD=1.3**

**PR=0.7**

**PRPRT=PR/PRT**


**PFN=9.\*(PRPRT-1.)/PRPRT\*\*.25**

**CMU4=CMU\*\*.25**

**RETURN**

**ENTRY DENSE**

**RETURN**



**! Constants of Standard K-Epsilon**

**! P function of WFM for T**

$$P = 9.0 \left( \frac{\sigma_l}{\sigma_t} - 1 \right) \left( \frac{\sigma_l}{\sigma_t} \right)^{-0.25}$$

## ENTRY BOUND

```

IF(ITER == 0) THEN
FLOWIN=0.
DO 310 I=2,L2
FLOWIN=FLOWIN+RHO(I,1)*V(I,2)*XCV(I)  ! Flow rate at inlet
    
```

```
310 ENDDO
```

```

ELSE
FL=0.
AFL=0.
VMIN=0.
ENDIF
    
```

$$\text{FACTOR} = \frac{\text{FLOWIN}}{\sum_{i=2}^{L2} [(V_{i,M2} + |V_{\min}|) * RHO_{i,M1} * XCV(i)]}$$

```
DO 301 I=2,L2
```

```
IF(V(I,M2)< 0.) VMIN=DMAX1(VMIN,-V(I,M2))  ! Search for Vmin
```

```
AFL=AFL+RHO(I,M1)*XCV(I)
```

```
FL=FL+RHO(I,M1)*V(I,M2)*XCV(I)
```

```
FACTOR=FLOWIN/(FL+AFL*VMIN)
```

! DMAX1 ( ) is  
more accurate than  
AMAX1( )

```
301 ENDDO
```

```
DO 302 I=2,L2
```

```
V(I,M1)=(V(I,M2)+VMIN)*FACTOR
```

```
302 ENDDO
```

```
DO 303 J=2,M2
```

```
AKE(L1,J)=AKE(L2,J)
```

```
DIS(L1,J)=DIS(L2,J)
```

! Equivalent to fully developed; also  
decoration for print out

```
303 ENDDO
```

```
RETURN
```

## ENTRY OUTPUT

```
IF(ITER= =0) THEN
PRINT 401
WRITE(8,401)
401 FORMAT(1X,' ITER',6X,'SMAX',6X,'SSUM',5X,'V(6,6)',
1 4X,'T(5,6)',4X,'KE(5,6)')
ELSE
PRINT 403, ITER, SMAX, SSUM, V(6,6),T(5,6), AKE(5,6)
WRITE(8,403) ITER,SMAX,SSUM,V(6,6),T(5,6),AKE(5,6) 403
FORMAT(1X,I6,1P5E11.3)
ENDIF
IF(ITER>=55) THEN
LSOLVE(4)=.TRUE.
LSOLVE(1)=.FALSE.
LSOLVE(5)=.FALSE.
LSOLVE(6)=.FALSE.
ENDIF
IF (ITER==LAST) CALL PRINT
RETURN (20181120)
```

**! Switch off the solution valuables:  
Flow is not coupled with  
temperature ! After obtaining  
converged flow field temperature  
is solved**

## ENTRY GAMSOR

IF(NF= = 3) RETURN

IF(NF= = 1) THEN

REL=1.-RELAX(NGAM) ! NGAM=13 for turbulent viscosity

DO 500 J=1,M1

DO 501 I=1,L1

AMT=CMU\*RHO(I,J)\*AKE(I,J)\*\*2/(DIS(I,J)+1.E-30)

IF(ITER= =0) AMUT(I,J)=AMT ! Initial values

AMUT(I,J)=RELAX(NGAM)\*AMT+REL\*AMUT(I,J) Underrelaxation

501 ENDDO

500 ENDDO

FACTOR=1.

ELSE

IF(NF== 4) FACTOR=CPCON/PRT

IF(NF== 5) FACTOR=1./PRK

IF(NF= = 6) FACTOR=1./PRD

DO 520 J=1,M1

DO 521 I=1,L1

GAM(I,J)=AMUT(I,J)\*FACTOR

IF(NF/= 1) GAM(L1,J)=0.! Symmetric line, u=0

GAM(I,M1)=0. ! Local one way for outlet

521 ENDDO

520 ENDDO

$$\text{Pr} = \mu c_p / \lambda, \quad \lambda = \mu c_p / \text{Pr}$$

$$\left( \eta_l + \frac{\eta_t}{\sigma_k} \right) - \text{for } k; \quad \left( \eta_l + \frac{\eta_t}{\sigma_\varepsilon} \right) - \text{for } \varepsilon$$

! Laminar part is omitted.

# WFM implementation!

DO 530 J=2,M2

**SELECT CASE (NF)** ! For u, p',k, epsilon

**CASE (1,3,5,6)**

**GAM(1,J)=0**

For u,p'and k-adiabatic; For Epsilon set up its value of 1st inner node, thus cut the connection to its boundary. All lead to GAM=0

**CASE (2)** ! For velocity v and temp., WFM should be used!

**GAM(1,J)=AMU** ! First laminar viscosity is given for the left wall

**XPLUS(J)=RHO(2,J)\*SQRT(AKE(2,J))\*CMU4\*XDIF(2)/AMU**

**IF(XPLUS(J)>11.5) GAM(1,J)=AMU\*XPLUS(J)/**

**1 (ALOG(9.\*XPLUS(J))\*2.5)** ! Turbulence viscosity

**CASE (4)** ! For temperature, WFM for temperature

**GAM(1,J)=AMU\*CPCON/PR!** First laminar thermal conductivity

**IF(XPLUS(J)>11.5) GAM(1,J)=AMU/PRT\*XPLUS(J)**

**1 / (2.5\*ALOG(9.\*XPLUS(J))+PFN)** ! Turbulence thermal conductivity

**ENDSELECT**

**530 ENDDO**

$$x^+ = \frac{\rho x (C_\mu^{1/4} k^{1/2})}{\mu}$$

W  
F  
M  
  
I  
m  
p  
L  
e  
m  
e  
n  
t  
a  
t  
i  
o  
n

IF(NF= =1) THEN

DO 590 J=2,M2

DO 591 I=3,L2

CON(I,J)=(GAM(I,J)\*(U(I+1,J)-U(I,J))/XCV(I)

1 -GAM(I-1,J)\*(U(I,J)-U(I-1,J))/XCV(I-1))/XDIF(I)

GAMP=GAM(I,J+1)\*GAM(I-1,J+1)/(GAM(I,J+1)+GAM(I-1,J+1)+1.E-30)

GAMP=GAMP+GAM(I,J)\*GAM(I-1,J)/(GAM(I,J)+GAM(I-1,J)+1.E-30)

GAMM=GAM(I,J-1)\*GAM(I-1,J-1)/(GAM(I,J-1)+GAM(I-1,J-1)+1.E-30)

GAMM=GAMM+GAM(I,J)\*GAM(I-1,J)/(GAM(I,J)+GAM(I-1,J)+1.E-30)

CON(I,J)=CON(I,J)+(GAMP\*(V(I,J+1)-V(I-1,J+1)

1 -GAMM\*(V(I,J)-V(I-1,J)))/(YCV(J)\*XDIF(I))

AP(I,J)=0.

591 ENDDO

590 ENDDO

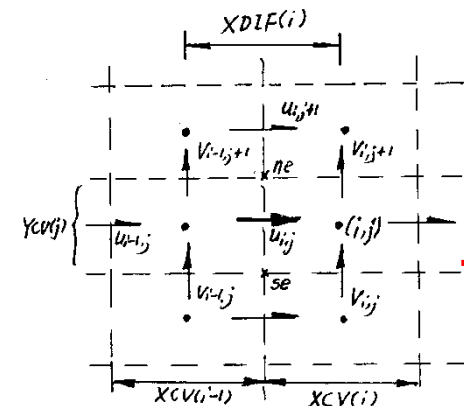
RETURN

$$S_u = \frac{\partial}{\partial x} \left( \mu_t \frac{\partial u}{\partial x} \right) + \frac{\partial}{\partial y} \left( \mu_t \frac{\partial v}{\partial x} \right)$$

Source term  
calculation  
for u- eq.

$$GAMM = D_{n-e} = \frac{(\delta x)_{e^-}}{(\delta y)_n} + \frac{(\delta x)_{e^+}}{(\delta y)_n}$$

$$\Gamma_n \quad \Gamma_{ne}$$

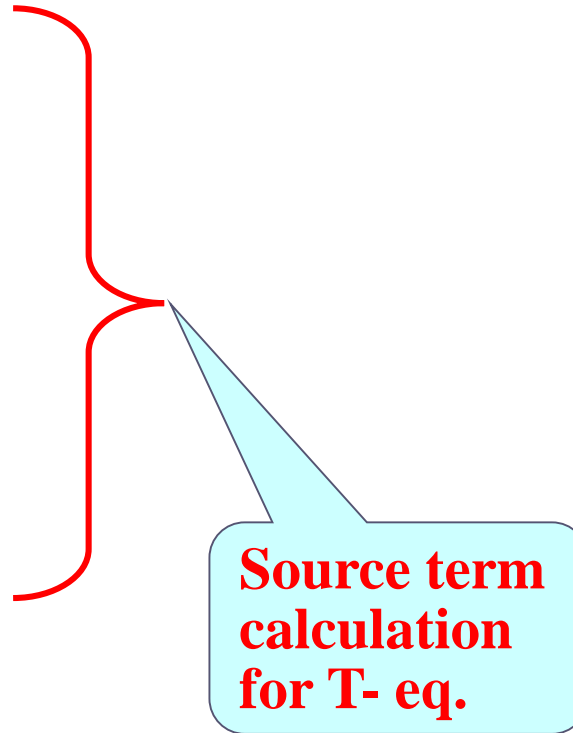


```
509 IF(NF= =2) THEN
    DO 594 J=3,M2
    DO 595 I=2,L2
    CON(I,J)=(GAM(I,J)*(V(I,J+1)-V(I,J))/YCV(J)-
1 GAM(I,J-1)*(V(I,J)-V(I,J-1))/YCV(J-1))/(YDIF(J))
    GAMP=GAM(I+1,J)*GAM(I+1,J-1)/(GAM(I+1,J)+GAM(I+1,J-1)+1.E-30)
    GAMP=GAMP+GAM(I,J)*GAM(I,J-1)/(GAM(I,J)+GAM(I,J-1)+1.E-30)
    GAMM=GAM(I-1,J)*GAM(I-1,J-1)/(GAM(I-1,J)+GAM(I-1,J-1)+1.E-30)
    GAMM=GAMM+GAM(I,J)*GAM(I,J-1)/(GAM(I,J)+GAM(I,J-1)+1.E-30)
    CON(I,J)=CON(I,J)+(GAMP*(U(I+1,J)-U(I+1,J-1))
1 -GAMM*(U(I,J)-U(I,J-1)))/(XCV(I)*YDIF(J))
    AP(I,J)=0.
595 ENDDO
594 ENDDO
RETURN
ENDIF
```

Source term  
calculation  
for v- eq.



```
IF(NF= =4) THEN
  DO 596 J=2,M2
  DO 597 I=2,L2
  CON(I,J)=0.
  AP(I,J)=0.
597 ENDDO
586 ENDDO
  RETURN
```



**! Following part is for the source term of k- eq.:**

$$S_k = \eta_t G - \rho \varepsilon = \eta_t G - \left( \frac{\rho \varepsilon}{k^*} \right) k$$

**! Most part is for calculation of GEN term**

```
ELSE  IF(NF == 5) THEN
DO 598 J=2,M2
DO 599 I=2,L2
DUDX=(U(I+1,J)-U(I,J))/XCV(I)
DVDY=(V(I,J+1)-V(I,J))/YCV(J)
IF(J == 2) DUDY=(0.5*(U(I,J+1)-U(I,J))+0.5*(U(I+1,J+1)-
C U(I+1,J)))/YDIF(J+1)
```

```

IF(J= =M2) DUDY=(0.5*(U(I,J)-U(I,J-1))+0.5*(U(I+1,J)-U(I+1,J-1))) /YDIF(J)
IF(J/=2.AND.J/=M2) DUDY=(0.5*(U(I,J+1)-U(I,J-1))+0.5*(U(I+1,J+1)-
1 U(I+1,J-1)))/(YDIF(J)+YDIF(J+1))
IF(I= =2) DVDX=(0.5*(V(I+1,J)-V(I-1,J))+0.5*(V(I+1,J+1)
1 -V(I-1,J+1)))/(XDIF(I)+XDIF(I+1))
IF(I= =L2) DVDX=(0.5*(V(I,J)-V(I-1,J))+0.5*(V(I,J+1)
1 -V(I-1,J+1)))/XDIF(I)
IF(I/=2.AND.I/=L2) DVDX=(0.5*(V(I+1,J)-V(I,J))+0.5*(V(I+1,J+1)
1 -V(I,J+1)))/XDIF(I+1))

```

GEN(I,J)=2.\*(DUDX\*\*2+DUDY\*\*2)+(DUDY+DVDX)\*\*2 ! GEN term

CON(I,J)=GEN(I,J)\*AMUT(I,J)

AP(I,J)=-RHO(I,J)\*DIS(I,J)/(AKE(I,J)+1.E-30)

Sp of k-eq.

598 ENDDO

599 ENDDO

RETURN

ENDIF

$$S_k = \eta_t G - \rho \varepsilon = \underline{\eta_t G} - \left( \frac{\rho \varepsilon}{k^*} \right) k$$



$$S_\epsilon = \frac{c_1 \epsilon \eta_t G}{k} - \frac{c_2 \rho \epsilon^2}{k} = \frac{c_1 \epsilon \eta_t G}{k} - \left( \frac{c_2 \rho \epsilon^*}{k} \right) \epsilon$$

DO 600 J=2,M2

DO 601 I=2,L2

CON(I,J)=C1\*GEN(I,J)\*CMU\*RHO(I,J)\*AKE(I,J)

AP(I,J)=-C2\*RHO(I,J)\*DIS(I,J)/(AKE(I,J)+1.E-30)

601 ENDDO

600 ENDDO

DO 602 J=2,M2

DISS=CMU\*AKE(2,J)\*\*1.5/(0.4\*CMU4\*XDIF(2))

CON(2,J)=1.E30\*DISS

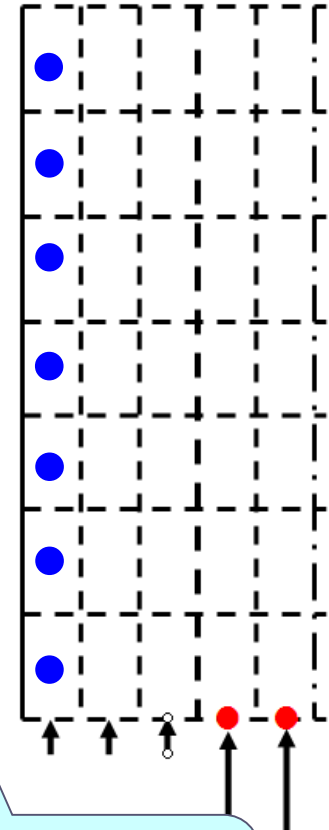
AP(2,J)=-1.E30

602 ENDDO

RETURN

END

Adopt large source term method for 1<sup>st</sup> inner node where i=2



Source term calculation for Epsilon eq.



## 10.6.4 Results analysis

COMPUTATION IN CARTESIAN COORDINATES  
\*\*\*\*\*

ITER	SMAX	SSUM	V(6, 6)	T(5, 6)	KE(5, 6)
1	8.411E+00	1.421E-14	4.326E+01	1.000E+02	9.108E+00
2	2.675E+00	8.882E-15	4.354E+01	1.000E+02	2.939E+01
3	9.943E-01	-4.441E-15	4.409E+01	1.000E+02	5.808E+01
4	1.321E+00	6.661E-16	4.538E+01	1.000E+02	9.042E+01
5	1.147E+00	-1.998E-15	4.668E+01	1.000E+02	1.233E+02
6	7.209E-01	3.331E-16	4.747E+01	1.000E+02	1.550E+02
7	5.410E-01	2.109E-15	4.762E+01	1.000E+02	1.848E+02
8	4.211E-01	8.882E-16	4.725E+01	1.000E+02	2.119E+02
9	3.760E-01	3.886E-15	4.642E+01	1.000E+02	2.363E+02
10	3.451E-01	-2.776E-15	4.521E+01	1.000E+02	2.577E+02
11	3.723E-01	-5.773E-15	4.376E+01	1.000E+02	2.760E+02
12	3.797E-01	-4.441E-16	4.217E+01	1.000E+02	2.912E+02
13	3.811E-01	1.044E-14	4.054E+01	1.000E+02	3.031E+02
14	3.785E-01	-8.216E-15	3.899E+01	1.000E+02	3.120E+02
15	3.723E-01	-9.437E-15	3.757E+01	1.000E+02	3.183E+02
16	3.714E-01	-1.332E-15	3.633E+01	1.000E+02	3.226E+02
17	3.640E-01	-4.441E-16	3.529E+01	1.000E+02	3.254E+02
18	3.615E-01	1.776E-15	3.446E+01	1.000E+02	3.273E+02



19	3.499E-01	5.773E-15	3.380E+01	1.000E+02	3.285E+02
20	1.993E-01	0.000E+00	3.331E+01	1.000E+02	3.293E+02
21	1.916E-01	7.327E-15	3.294E+01	1.000E+02	3.298E+02
22	1.632E-01	-3.275E-15	3.267E+01	1.000E+02	3.299E+02
23	1.494E-01	-5.773E-15	3.248E+01	1.000E+02	3.299E+02
24	1.283E-01	-3.220E-15	3.234E+01	1.000E+02	3.295E+02
25	1.071E-01	-8.327E-16	3.224E+01	1.000E+02	3.290E+02
26	8.615E-02	-1.024E-14	3.218E+01	1.000E+02	3.282E+02
27	7.442E-02	5.301E-15	3.213E+01	1.000E+02	3.273E+02
28	7.219E-02	-3.969E-15	3.210E+01	1.000E+02	3.261E+02
29	6.907E-02	-1.638E-15	3.207E+01	1.000E+02	3.248E+02
30	6.246E-02	-5.704E-15	3.205E+01	1.000E+02	3.234E+02
31	5.292E-02	-6.689E-15	3.202E+01	1.000E+02	3.218E+02
32	4.163E-02	-3.039E-15	3.199E+01	1.000E+02	3.201E+02
33	3.782E-02	6.467E-15	3.196E+01	1.000E+02	3.183E+02
34	3.624E-02	1.332E-15	3.193E+01	1.000E+02	3.165E+02
35	3.316E-02	-7.938E-15	3.189E+01	1.000E+02	3.145E+02
36	2.901E-02	1.693E-15	3.185E+01	1.000E+02	3.126E+02
37	2.497E-02	-1.303E-14	3.181E+01	1.000E+02	3.105E+02
38	2.160E-02	-1.010E-14	3.177E+01	1.000E+02	3.085E+02
39	1.930E-02	1.041E-16	3.173E+01	1.000E+02	3.064E+02
40	1.730E-02	1.774E-14	3.168E+01	1.000E+02	3.043E+02
41	1.535E-02	-9.714E-16	3.164E+01	1.000E+02	3.022E+02
42	2.275E-02	5.967E-16	3.160E+01	1.000E+02	3.002E+02



43	4.093E-02	-4.635E-15	3.156E+01	1.000E+02	2.981E+02
44	4.235E-02	-1.457E-15	3.152E+01	1.000E+02	2.961E+02
45	3.395E-02	8.327E-16	3.148E+01	1.000E+02	2.941E+02
46	2.645E-02	1.388E-16	3.144E+01	1.000E+02	2.921E+02
47	2.060E-02	8.188E-16	3.140E+01	1.000E+02	2.901E+02
48	1.581E-02	4.718E-15	3.136E+01	1.000E+02	2.882E+02
49	1.193E-02	-6.939E-16	3.133E+01	1.000E+02	2.863E+02
50	8.833E-03	-2.772E-15	3.130E+01	1.000E+02	2.845E+02
51	6.423E-03	7.556E-15	3.127E+01	1.000E+02	2.827E+02
52	6.119E-03	-2.288E-15	3.124E+01	1.000E+02	2.810E+02
53	6.003E-03	-3.456E-15	3.121E+01	1.000E+02	2.793E+02
54	5.891E-03	-5.551E-15	3.118E+01	1.000E+02	2.776E+02
55	5.779E-03	-7.527E-15	3.116E+01	1.000E+02	2.760E+02
56	5.779E-03	-7.527E-15	3.116E+01	2.126E+02	2.760E+02
57	5.779E-03	-7.527E-15	3.116E+01	2.170E+02	2.760E+02
58	5.779E-03	-7.527E-15	3.116E+01	2.174E+02	2.760E+02
59	5.779E-03	-7.527E-15	3.116E+01	2.174E+02	2.760E+02
60	5.779E-03	-7.527E-15	3.116E+01	2.174E+02	2.760E+02
61	5.779E-03	-7.527E-15	3.116E+01	2.174E+02	2.760E+02
62	5.779E-03	-7.527E-15	3.116E+01	2.174E+02	2.760E+02
63	5.779E-03	-7.527E-15	3.116E+01	2.174E+02	2.760E+02
64	5.779E-03	-7.527E-15	3.116E+01	2.174E+02	2.760E+02
65	5.779E-03	-7.527E-15	3.116E+01	2.174E+02	2.760E+02
66	5.779E-03	-7.527E-15	3.116E+01	2.174E+02	2.760E+02



67	5.779E-03	-7.527E-15	3.116E+01	2.174E+02	2.760E+02
68	5.779E-03	-7.527E-15	3.116E+01	2.174E+02	2.760E+02
69	5.779E-03	-7.527E-15	3.116E+01	2.174E+02	2.760E+02
70	5.779E-03	-7.527E-15	3.116E+01	2.174E+02	2.760E+02
71	5.779E-03	-7.527E-15	3.116E+01	2.174E+02	2.760E+02
72	5.779E-03	-7.527E-15	3.116E+01	2.174E+02	2.760E+02
73	5.779E-03	-7.527E-15	3.116E+01	2.174E+02	2.760E+02
74	5.779E-03	-7.527E-15	3.116E+01	2.174E+02	2.760E+02
75	5.779E-03	-7.527E-15	3.116E+01	2.174E+02	2.760E+02
76	5.779E-03	-7.527E-15	3.116E+01	2.174E+02	2.760E+02
77	5.779E-03	-7.527E-15	3.116E+01	2.174E+02	2.760E+02
78	5.779E-03	-7.527E-15	3.116E+01	2.174E+02	2.760E+02
79	5.779E-03	-7.527E-15	3.116E+01	2.174E+02	2.760E+02
80	5.779E-03	-7.527E-15	3.116E+01	2.174E+02	2.760E+02
81	5.779E-03	-7.527E-15	3.116E+01	2.174E+02	2.760E+02
82	5.779E-03	-7.527E-15	3.116E+01	2.174E+02	2.760E+02
83	5.779E-03	-7.527E-15	3.116E+01	2.174E+02	2.760E+02
84	5.779E-03	-7.527E-15	3.116E+01	2.174E+02	2.760E+02
85	5.779E-03	-7.527E-15	3.116E+01	2.174E+02	2.760E+02
86	5.779E-03	-7.527E-15	3.116E+01	2.174E+02	2.760E+02
87	5.779E-03	-7.527E-15	3.116E+01	2.174E+02	2.760E+02
88	5.779E-03	-7.527E-15	3.116E+01	2.174E+02	2.760E+02
89	5.779E-03	-7.527E-15	3.116E+01	2.174E+02	2.760E+02
90	5.779E-03	-7.527E-15	3.116E+01	2.174E+02	2.760E+02

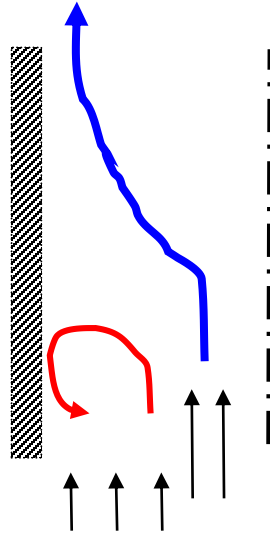
\*\*\*\*\*.VEL U.\*\*\*\*\*

I =	2	3	4	5	6	7
J						
9	0.00E+00	0.00E+00	0.00E+00	0.00E+00	0.00E+00	0.00E+00
8	0.00E+00	1.56E-02	3.75E-02	3.84E-02	2.04E-02	0.00E+00
7	0.00E+00	-1.65E+00	-2.68E+00	-2.78E+00	-1.33E+00	0.00E+00
6	0.00E+00	-2.37E+00	-3.56E+00	-3.57E+00	-1.63E+00	0.00E+00
5	0.00E+00	-2.38E+00	-3.88E+00	-3.98E+00	-1.66E+00	0.00E+00
4	0.00E+00	-1.39E+00	-3.33E+00	-3.86E+00	-1.45E+00	0.00E+00
3	0.00E+00	3.74E+00	-3.47E-01	-2.75E+00	-8.62E-01	0.00E+00
2	0.00E+00	4.44E+00	6.55E+00	-2.87E+00	-6.77E-01	0.00E+00
1	0.00E+00	0.00E+00	0.00E+00	0.00E+00	0.00E+00	0.00E+00



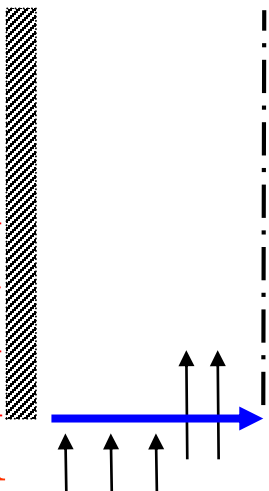
\*\*\*\*\* .VEL V. \*\*\*\*\*

I =	1	2	3	4	5	6	7
J							
9	0.00E+00	8.87E+00	3.18E+01	4.59E+01	6.52E+01	7.82E+01	1.00E+01
8	0.00E+00	8.87E+00	3.18E+01	4.59E+01	6.52E+01	7.82E+01	1.00E+01
7	0.00E+00	4.16E+00	2.89E+01	4.56E+01	6.93E+01	8.20E+01	1.00E+01
6	0.00E+00	-2.61E+00	2.55E+01	4.56E+01	7.48E+01	8.67E+01	1.00E+01
5	0.00E+00	-9.41E+00	2.12E+01	4.53E+01	8.15E+01	9.14E+01	1.00E+01
4	0.00E+00	-1.34E+01	1.56E+01	4.38E+01	8.83E+01	9.56E+01	1.00E+01
3	0.00E+00	-2.70E+00	3.98E+00	3.69E+01	9.37E+01	9.81E+01	1.00E+01
2	1.00E+01	1.00E+01	1.00E+01	1.00E+01	1.00E+02	1.00E+02	1.00E+02



\*\*\*\*\*.STR FN\*\*\*\*\*

I =	2	3	4	5	6	7
J						
9	0.00E+00	-1.77E+00	-8.12E+00	-1.73E+01	-3.03E+01	-4.60E+01
8	0.00E+00	-1.77E+00	-8.14E+00	-1.73E+01	-3.04E+01	-4.60E+01
7	0.00E+00	-8.31E-01	-6.61E+00	-1.57E+01	-2.96E+01	-4.60E+01
6	0.00E+00	5.21E-01	-4.58E+00	-1.37E+01	-2.87E+01	-4.60E+01
5	0.00E+00	1.88E+00	-2.36E+00	-1.14E+01	-2.77E+01	-4.60E+01
4	0.00E+00	2.68E+00	-4.55E-01	-9.22E+00	-2.69E+01	-4.60E+01
3	0.00E+00	5.39E-01	-2.57E-01	-7.64E+00	-2.64E+01	-4.60E+01
2	0.00E+00	-2.00E+00	-4.00E+00	-6.00E+00	-2.60E+01	-4.60E+01



Stream function increase along this direction

\*\*\*\*\* . TEMP. \*\*\*\*\*

I =	1	2	3	4	5	6	7
J							
9	0.00E+00	1.00E+02	1.00E+02	1.00E+02	1.00E+02	1.00E+02	1.00E+02
8	0.00E+00	3.01E+02	3.26E+02	3.39E+02	3.60E+02	3.80E+02	1.00E+02
7	0.00E+00	3.00E+02	3.21E+02	3.35E+02	3.63E+02	3.85E+02	1.00E+02
6	0.00E+00	2.93E+02	3.10E+02	3.26E+02	3.64E+02	3.89E+02	1.00E+02
5	0.00E+00	2.80E+02	2.93E+02	3.11E+02	3.67E+02	3.92E+02	1.00E+02
4	0.00E+00	2.65E+02	2.69E+02	2.88E+02	3.72E+02	3.95E+02	1.00E+02
3	0.00E+00	2.52E+02	2.36E+02	2.53E+02	3.79E+02	3.97E+02	1.00E+02
2	0.00E+00	1.29E+02	1.16E+02	2.01E+02	3.90E+02	3.99E+02	1.00E+02
1	0.00E+00	1.00E+02	1.00E+02	1.00E+02	<u>4.00E+02</u>	<u>4.00E+02</u>	<u>4.00E+02</u>

Given wall temp

Given inlet temp.

\*\*\*\*\* KIN ENE \*\*\*\*\*

I =	1	2	3	4	5	6	7
J							
9	5.00E-01	5.00E-01	5.00E-01	5.00E-01	5.00E+01	5.00E+01	5.00E+01
8	5.00E-01	1.59E+02	4.93E+02	4.65E+02	3.53E+02	2.15E+02	2.15E+02
7	5.00E-01	1.90E+02	5.34E+02	4.85E+02	3.35E+02	1.74E+02	1.74E+02
6	5.00E-01	2.20E+02	5.83E+02	5.22E+02	3.20E+02	1.37E+02	1.37E+02
5	5.00E-01	2.39E+02	6.06E+02	5.46E+02	2.94E+02	1.06E+02	1.06E+02
4	5.00E-01	2.15E+02	5.40E+02	5.31E+02	2.54E+02	8.23E+01	8.23E+01
3	5.00E-01	1.15E+02	3.30E+02	4.69E+02	2.06E+02	6.62E+01	6.62E+01
2	5.00E-01	1.88E+01	1.03E+01	3.22E+02	1.46E+02	5.55E+01	5.55E+01
1	5.00E-01	5.00E-01	5.00E-01	5.00E-01	5.00E+01	5.00E+01	5.00E+01

\*\*\*\*\***.DISIPA.**\*\*\*\*\*

I =	1	2	3	4	5	6	7
J							
9	2.50E-02	2.50E-02	2.50E-02	2.50E-02	2.50E+02	2.50E+02	2.50E+02
8	2.50E-02	8.18E+03	1.25E+04	1.13E+04	7.78E+03	3.60E+03	3.60E+03
7	2.50E-02	1.07E+04	1.44E+04	1.28E+04	7.79E+03	2.82E+03	2.82E+03
6	2.50E-02	1.34E+04	1.71E+04	1.53E+04	7.94E+03	2.12E+03	2.12E+03
5	2.50E-02	1.51E+04	1.93E+04	1.80E+04	7.66E+03	1.50E+03	1.50E+03
4	2.50E-02	1.29E+04	1.79E+04	1.98E+04	6.81E+03	1.01E+03	1.01E+03
3	2.50E-02	5.08E+03	1.04E+04	1.99E+04	5.46E+03	6.63E+02	6.63E+02
2	2.50E-02	3.34E+02	1.53E+02	1.52E+04	3.43E+03	4.02E+02	4.02E+02
1	2.50E-02	2.50E-02	2.50E-02	2.50E-02	2.50E+02	2.50E+02	2.50E+02

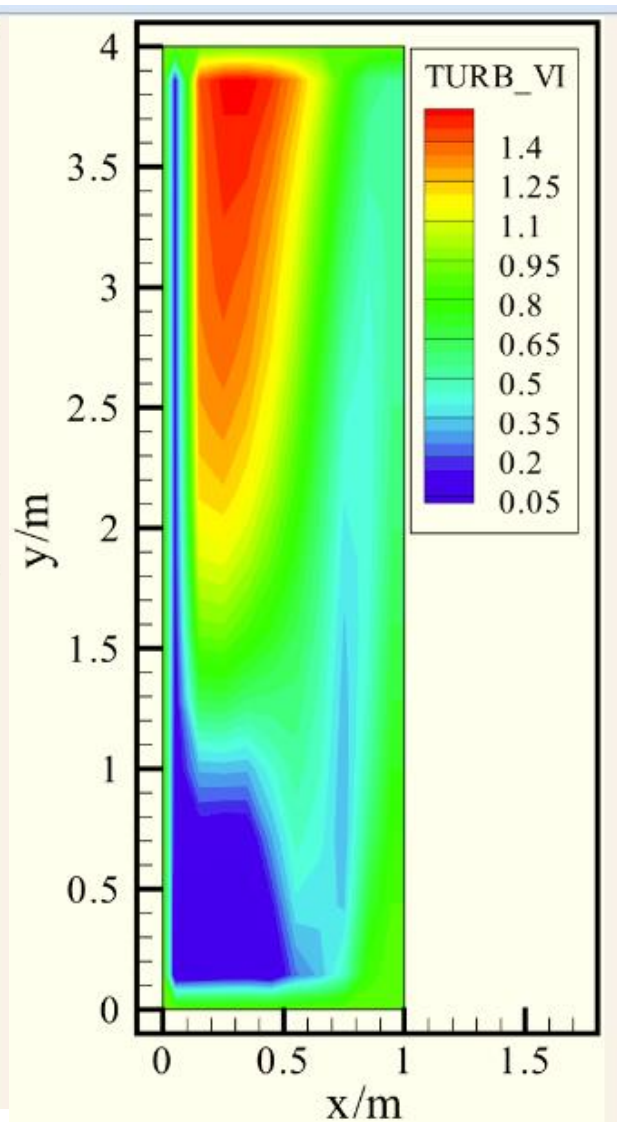
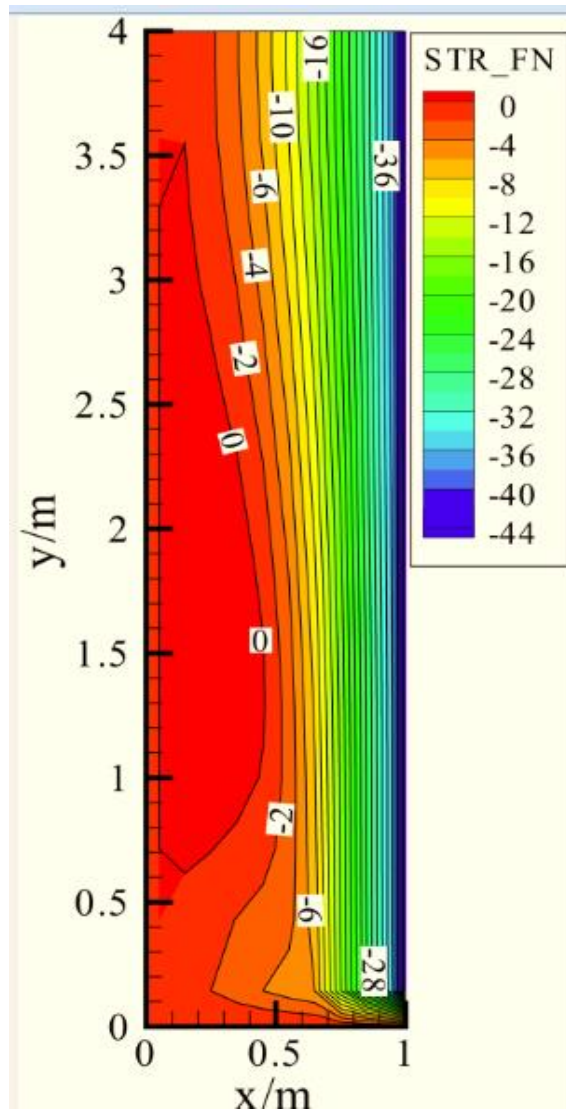
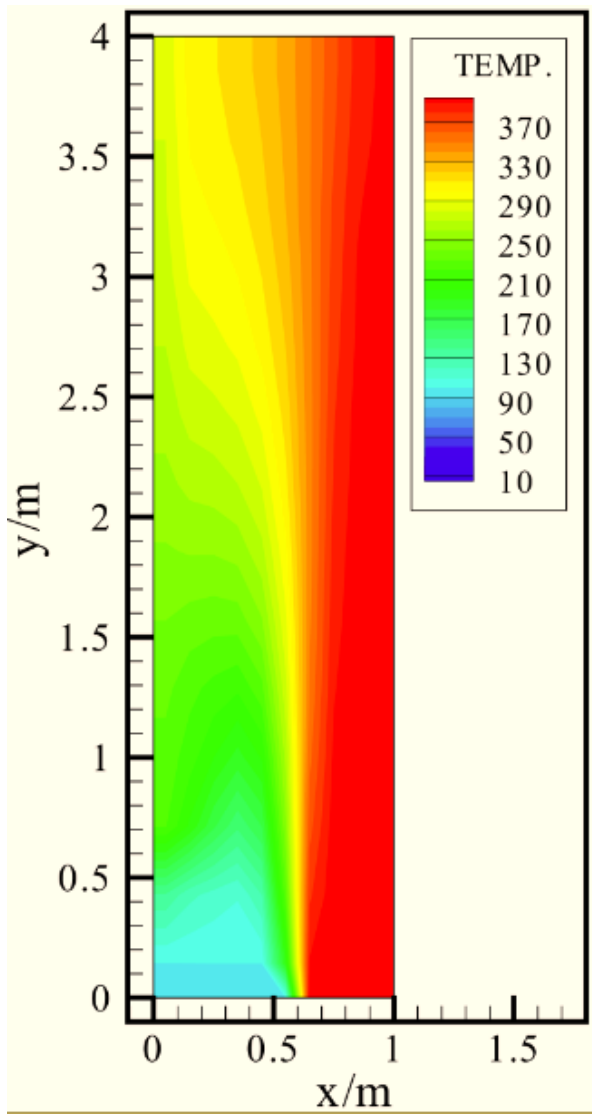
\*\*\*\*\* TURB VI \*\*\*\*\*

I =	1	2	3	4	5	6	7
J							
9	9.00E-01	9.00E-01	9.00E-01	9.00E-01	9.00E-01	9.00E-01	9.00E-01
8	9.00E-01	2.78E-01	1.72E+00	1.70E+00	1.42E+00	1.14E+00	1.14E+00
7	9.00E-01	3.04E-01	1.76E+00	1.65E+00	1.29E+00	9.59E-01	9.59E-01
6	9.00E-01	3.27E-01	1.77E+00	1.59E+00	1.16E+00	7.99E-01	7.99E-01
5	9.00E-01	3.40E-01	1.71E+00	<b>1.48E+00</b>	1.01E+00	6.75E-01	6.75E-01
4	9.00E-01	3.22E-01	1.46E+00	1.28E+00	8.54E-01	6.02E-01	6.02E-01
3	9.00E-01	2.36E-01	9.39E-01	9.99E-01	7.00E-01	5.94E-01	5.94E-01
2	9.00E-01	9.50E-02	6.24E-02	6.19E-01	5.58E-01	6.88E-01	6.88E-01
1	9.00E-01	9.00E-01	9.00E-01	9.00E-01	9.00E-01	9.00E-01	9.00E-01

Molecular viscosity  $\mu_l \approx 10^{-6}$

\*\*\*\*\* PRESSURE \*\*\*\*\*

I =	1	2	3	4	5	6	7
J							
9	<b>1.44E+03</b>	1.43E+03	1.41E+03	1.33E+03	1.21E+03	1.14E+03	1.12E+03
8	1.36E+03	1.35E+03	1.33E+03	1.28E+03	1.20E+03	1.15E+03	1.13E+03
7	1.20E+03	1.19E+03	1.17E+03	1.17E+03	1.17E+03	1.16E+03	1.16E+03
6	9.40E+02	9.31E+02	9.11E+02	9.19E+02	9.28E+02	9.26E+02	9.25E+02
5	6.02E+02	5.92E+02	5.72E+02	5.96E+02	6.22E+02	6.25E+02	6.27E+02
4	2.24E+02	2.16E+02	1.99E+02	2.54E+02	3.08E+02	3.24E+02	3.32E+02
3	4.20E+01	3.16E+01	1.09E+01	1.03E+02	1.39E+02	1.44E+02	1.46E+02
2	1.31E+01	5.48E+00	-9.74E+00	-6.55E+01	2.53E+01	4.85E+01	6.02E+01
1	0.00E+00	-7.61E+00	-2.01E+01	<b>-1.50E+02</b>	-3.17E+01	1.07E+00	1.27E+01



## 10.7 Low Reynolds Number $k$ -epsilon Model

10.7.1 Application range of standard  $k - \varepsilon$  model

10.7.2 Jones – Launder low Re  $k - \varepsilon$  model

10.7.3 Other low Re  $k - \varepsilon$  models

## 10.7 Low Reynolds Number $k$ - $\varepsilon$ Model

### 10.7.1 Application range of standard $k - \varepsilon$ model

1. Near wall velocity distribution obeys logarithmic law
2. Shear stress is distributed uniformly from wall to 1<sup>st</sup> inner node;
3. Production and dissipation are nearly balanced for fluctuation kinetic energy.

**Above assumptions are valid only when**

$$Re_t = \frac{\rho k^2}{\eta \varepsilon} > 150$$

When this  $Re_t$  less than 150, the standard  $k - \varepsilon$  model can not be used. When approaching wall this Reynolds number becomes smaller and smaller. **In order that simulation can be conducted from vigorous part to the wall, model should be modified.**

## 10.7.2 Jones – Launder low Re $k - \varepsilon$ model

### 1. Jones-Launder low Re model considerations(1972)

- (1) Both molecular and turbulent diffusions should be considered;
- (2) Effects of  $Re_t = \frac{\rho k^2}{\eta \varepsilon}$  on coefficients should be considered;
- (3) Near a wall dissipation of fluctuation kinetic energy is not isotropic, and should be taken into account in k eq.

### 2. Jones-Launder low Reynolds $k - \varepsilon$ model

$$\frac{\partial(\rho k)}{\partial t} + \frac{\partial(\rho u_j k)}{\partial x_j} = \frac{\partial}{\partial x_j} \left[ \left( \eta_l + \frac{\eta_t}{\sigma_k} \right) \frac{\partial k}{\partial x_j} \right] + \rho G - \rho \varepsilon - \underline{2\eta \left( \frac{\partial k^{1/2}}{\partial y} \right)^2}$$

$$\frac{\partial(\rho \varepsilon)}{\partial t} + \frac{\partial(\rho u_j \varepsilon)}{\partial x_j} = \frac{\partial}{\partial x_j} \left[ \left( \eta_l + \frac{\eta_t}{\sigma_\varepsilon} \right) \frac{\partial \varepsilon}{\partial x_j} \right] + f_1 C_1 \frac{\rho G \varepsilon}{k} - f_2 C_2 \rho \frac{\varepsilon^2}{k} + \underline{2 \frac{\eta_l \eta_t}{\rho} \left( \frac{\partial u}{\partial y^2} \right)^2}$$

**D**

**E**

$$\eta_t = C_\mu f_\mu \rho k^2 / \varepsilon$$

where

$$f_1 = 1.0$$

$$f_2 = 1.0 - 0.3 \exp(-\text{Re}_t^2)$$

$$f_\mu = \exp(-2.5 / (1 + \text{Re}_t / 50))$$

$$\text{Re}_t = \frac{\rho k^2}{\eta \varepsilon}$$

**Explanation: The vertical lines in Eqs. (9-47),(9-48) (page.363 of textbook) just show that the term is newly added, not the symbols of absolute value**

### 3. Explanations for additional terms

- (1)  $D = -2\eta \left( \frac{\partial k^{1/2}}{\partial y} \right)^2$  ( $y$  is normal to wall), for considering that near a wall fluctuation kinetic energy is not isotropic, and with this term the condition of  $\varepsilon_w = 0$  can be used;
- (2) The term **E** is for a better agreement with test data.

#### 4. Boundary condition of J-L low Re model

$$k_w = \varepsilon_w = 0$$

#### 10.7.3 Other low Re $k - \varepsilon$ models

Since the proposal of J-L low Re model in 1972, more than 20 variants (变体) have been proposed. The major differences between them are in four aspects:

(1) Different values of **the three modified coefficients:**

$$f_1, f_2, f_\mu$$

(2) Different expressions of additional **terms D and E ;**

(3) Different **wall boundary condition for  $\varepsilon$**

$$\varepsilon = 0;$$

$$\frac{\partial \varepsilon}{\partial n} = 0$$

(4) Different values of coefficients  $C_1, C_2, C_\mu$  and constants  $\sigma_k, \sigma_\varepsilon$



# Table 9-8 of Textbook

No	模型	简称	$\epsilon_w$ 条件	$c_\mu$	$c_1$	$c_2$	$\sigma_k$	$\sigma_\epsilon$	$f_\mu$	$f_1$	$f_2$	$D$	$E$
1	高 $Re$ 数	HR	壁面函数法	0.09	1.44	1.92	1.0	1.3	1.0	1.0	1.0	0	0
2	Janes/Launder	JL	0	0.09	1.44	1.92	1.0	1.3	$\exp[-2.5/(1+Re_t/50)]$	1.0	$1-0.3\exp(-Re_t^2)$	$2\eta\left(\frac{\partial k^{1/2}}{\partial y}\right)^2$	$2\frac{\eta k}{\rho}\left(\frac{\partial^2 u}{\partial y^2}\right)^2$
3	Launder/Sharma[78]	LS	0(附注1)	0.09	1.44	1.92	1.0	1.3	$\exp[-3.4/(1+Re_t/50)^2]$	1.0	$1-0.3\exp(-Re_t^2)$	$2\eta\left(\frac{\partial k^{1/2}}{\partial y}\right)^2$	$2\frac{\eta k}{\rho}\left(\frac{\partial^2 u}{\partial y^2}\right)^2$
4	Hassid/Porch[79]	HP	0	0.09	1.45	2.0	1.0	1.3	$1-\exp(-0.0015Re_t)$	1.0	$1-0.3\exp(-Re_t^2)$	$2\eta\frac{k}{y^2}$	$-2\eta\left(\frac{\partial \epsilon^{1/2}}{\partial y}\right)^2$
5	Hoffman[80]	HO	0	0.09	1.81	2.0	2.0	3.0	$\exp[-1.75/(1+Re_t/50)]$	1.0	$1-0.3\exp(-Re_t^2)$	$\frac{\eta}{y}\frac{\partial k}{\partial y}$	0
6	Dutoya/Michard[81]	DM	0	0.09	1.35	2.0	0.9	0.95	$1-0.86\exp[-(Re_t/600)^2]$	$\begin{bmatrix} 1-0.04\exp \\ -\left(\frac{Re_t}{50}\right)^2 \end{bmatrix}$	$1-0.3\exp\left[-\left(\frac{Re_t}{50}\right)^2\right]$	$2\eta\left(\frac{\partial k^{1/2}}{\partial y}\right)^2$	$-c_2f_2(\epsilon D/k)^2$
7	Chien[82]	CH	0	0.09	1.35	1.8	1.0	1.3	$1-\exp(-0.0115y^+)$	1.0	$1-0.22\exp\left[-\left(\frac{Re_t}{6}\right)^2\right]$	$2\eta\frac{k}{y^2}$	$-2\eta(\epsilon/y^2)\exp(-0.5y^+)$
8	Reynolds[83]	RE	$\nu\frac{\partial^2 k}{\partial y^2}$	0.084	1.0	1.83	1.69	1.3	$1-\exp(-0.0198Re_y)$ (附注2)	1.0	$\left\{1-0.3\exp\left[-\left(\frac{Re_t}{6}\right)^2\right]\right\}f_\mu$	0	0
9	Lam/Bremhost[84](Dirichlet)	LB	$\nu\frac{\partial^2 k}{\partial y^2}$	0.09	1.44	1.92	1.0	1.3	$[1-\exp(-0.0165Re_y)]^2 \times \left(1+\frac{20.5}{Re_t}\right)$	$1+(0.05/f_\mu)^3$	$1-\exp(-Re_t^2)$	0	0
10	Lam/Bremhost[84](Neumann)	LB1	$\frac{\partial \epsilon}{\partial y}=0$	0.09	1.44	1.92	1.0	1.3	同 LB	同 LB	同 LB	0	0



# Table 9-8 in Textbook (Continued)

续表 9-8

No	模型	简称	$\frac{\varepsilon_w}{\nu}$ 条件	$c_\mu$	$c_1$	$c_2$	$\sigma_k$	$\sigma_\varepsilon$	$f_\mu$	$f_1$	$f_2$	$D$	$E$
11	Nagano/Hishida[86]	NH	0	0.09	1.45	1.90	1.0	1.3	$[1 - \exp(-y^+ / 26.5)]^2$	1.0	$1 - 0.3 \exp(-Re_t^2)$	$2\eta \left(\frac{\partial k^{1/2}}{\partial y}\right)^2$	$\eta \mu (1 - f_\mu) \left(\frac{\partial^2 u}{\partial y^2}\right)^2$
12	Myong/Kosagi[86]	MK	$\nu \frac{\partial^2 k}{\partial y^2}$ (附注 3)	0.09	1.40	1.80	1.4	1.3	$(1 + 3.45 Re_t^{1/2}) \times [1 - \exp(-y^+ / 70)]$	1.0	$\left[1 - \frac{2}{9} \exp\left(\frac{Re_t}{6}\right)^2\right] \times [1 - \exp(-y^+ / 5)]^2$	0	0
13	Abid[87]	AB	$\nu \frac{\partial^2 k}{\partial y^2}$	0.09	1.45	1.83	1.0	1.4	$\tanh(0.008 Re_y) \left(1 + \frac{4}{Re_t^{3/4}}\right)$	1.0	$1 - \frac{2}{9} \exp\left(1 - \frac{Re_t^2}{36}\right) \cdot [1 - \exp\left(\frac{-Re_y}{12}\right)]$	0	0
14	Abe \ Kondoh Nagano[88]	AKN	$2\nu \frac{R_p}{y_p^2}$	0.09	1.5	1.9	1.4	1.4	$\left\{1 + 5/Re_\tau^{3/4} \exp\left[1 - \left(\frac{Re_\tau}{200}\right)^2\right]\right\} [1 - \exp(-y^* / 14)]^2$ (附注 4)	1.0	$\left\{1 - 0.3 \exp\left[-\left(\frac{Re_t}{6.5}\right)^2\right]\right\} \cdot [1 - \exp(-y^* / 3.1)]^2$	0	0
15	Fan \ Barnett Lakshminarayana[89]	FBL	$\frac{\partial \varepsilon}{\partial y} = 0$	0.09	1.4	1.8	1.0	1.3	$0.4 f_w / \sqrt{Re_t} + (1 - 0.4 f_w / \sqrt{Re_t}) \cdot [1 - \exp(Re_y / 42.63)]^3$ (附注 5)	1.0	$f_w^2 \left\{1 - 0.22 \exp\left[-\left(\frac{Re_t}{6}\right)^2\right]\right\}$	0	0
16	Cho/Goldstein[90]	CG	$\frac{\partial \varepsilon}{\partial y} = 0$	0.09	1.44	1.92	1.0	1.3	$1 - 0.95 \exp(-5 \times 10^{-5} Re_t)$	1.0	$1 - 0.222 \exp\left(\frac{-Re_t^2}{36}\right)$	0	(附注 6)

## 10.8 Brief Introduction to Recent Developments

10.8.1 Developments in  $k - \varepsilon$  two-equation model

10.8.2 Brief introduction to second moment model

10.8.3 Near wall region treatment of different models

10.8.4 Chen model for indoor air movement

10.8.5  $\overline{V^2} - f$  Turbulence model for highly inhomogeneous turbulent flow

## 10.8 Brief Introduction to Recent Developments

### 10.8.1 Developments of $k - \varepsilon$ two-eq. model

#### 1. Non-linear $k - \varepsilon$ model

In Boussinesq's constitution eq. every term is of 1<sup>st</sup> order---linear leading to  $\tau_{xx} = \tau_{yy}$  for fully developed turbulent flow in parallel plate duct, which does not agree with test results.

Boussinesq's constitution eq.

$$(\tau_{i,j})_t = -\overline{\rho u_i' u_j'} = (-p_t \delta_{i,j}) + \eta_t \left( \frac{\partial \overline{u_i}}{\partial x_j} + \frac{\partial \overline{u_j}}{\partial x_i} \right)$$

Speziale et al. proposed a non-linear model in 1987, see reference [95] of the textbook.

## 2. Multi-scale $k - \varepsilon$ model

In the standard  $k - \varepsilon$  model only one geometric scale is used. Actually turbulent flow fluctuations cover a wide range of time scales and geometric scales. A simple improvement is adopting two geometric scales: big eddies for carrying kinetic energy(载能涡) and small eddies for dissipating energy(耗能涡). See reference [108].

## 3. Renormalized group (重整化群) model

Starting from transient N-S eq. Yakhot-Orzag adopted **spectral analysis** (谱分析) method and derived k-epsilon equations with different coefficients and constants.

See ref.[113] in the textbook.

### 3. Realizable $k - \varepsilon$ model (可实现)

In the standard k-epsilon model when fluid strain is very large the normal stress will be negative, which is not realizable; In order to establish all-cases realizable model the coefficient  $C_{\mu}$  should be related with **strain**. (应变) See ref. [115] in the textbook.

#### 10.8.2 Brief introduction to second moment model(二阶矩模型)

For the products with two fluctuations,  $-\rho \overline{u_i' u_j'}$ , their governing eqs. are derived; for products with more than two fluctuations, say  $\overline{u_i' u_j' u_k'}$ , models are introduced to close the model.

# 1. Original form of Reynolds stress equation

$$\frac{\overline{\partial u'_i u'_j}}{\partial t} + u_k \frac{\overline{\partial u'_i u'_j}}{\partial x_k} = P_{i,j} + \pi_{i,j} + D_{i,j} - \varepsilon_{i,j}$$

where  $P_{i,j} = -\overline{(u'_i u'_k \frac{\partial u'_j}{\partial x_k} + u'_i u'_k \frac{\partial u'_i}{\partial x_k})}$  - **Production term**

$$\pi_{i,j} = \overline{\frac{p'}{\rho} (\frac{\partial u'_j}{\partial x_i} + \frac{\partial u'_i}{\partial x_j})}$$
 - **Redistribution term**

$$D_{i,j} = -\frac{\partial}{\partial x_k} \overline{(u'_i u'_j u'_k)} - \nu \frac{\partial \overline{(u'_i u'_j)}}{\partial x_k} + \delta_{i,k} \overline{\frac{u'_j p'}{\rho}}$$
 - **Diffusion term**

The above three terms  $P_{i,j}$ ,  $D_{i,j}$ ,  $\pi_{i,j}$  have to be simplified or modeled. Different treatments lead to different second moment models.

### 3. Eqs. and constants in 2<sup>nd</sup> moment closure for convective heat transfer

(1) 3-D time average governing eqs.---**16**:

5 time average eqs. for five variables:  $u, v, w, p, T$

6 time average fluctuation stress eqs.

3 eqs. for additional heat flux

1 eq. for  $k$ , and

1 eq. for  $\mathcal{E}$

(2) Nine empirical constants.

#### 10.8.3 Near wall region treatment of different models

All the above improvements are **only for the vigorous part of turbulent flow**; for near wall region the molecular viscosity must be taken into account. At present following methods are used:

1. Adopting WFM;

2. Adopting two-layer model: several choices

- (1) With  $Re_t=150$  as a **deviding line(分界线)** :adopting **one of the above model when it is larger than 150** ; if  $Re_t$  is less than 150 low Re k-epsilon model is used.
- (2) In near wall region k equation model is used, and in the vigorous part above model is adopted.

**Emphasis should be paid for the near wall region.**

## 10.8.4 Chen model for indoor air movement

**Q Y Chen proposed following simple model for indoor air turbulent flow:**

$$\eta_t = 0.03874 \rho v l$$

$\rho$  – air density

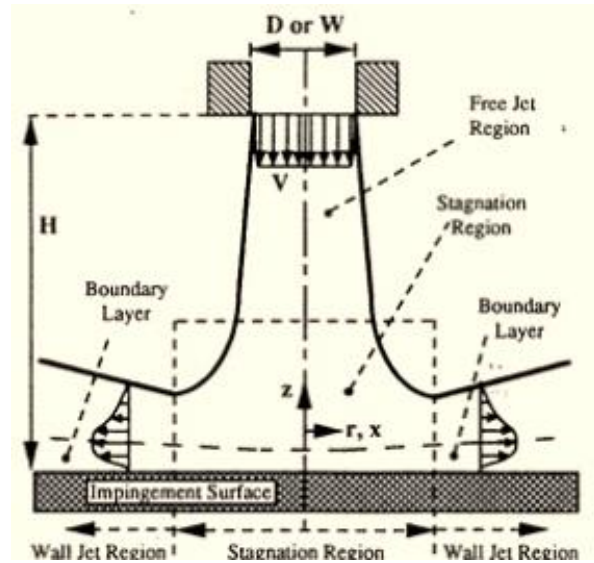
$v$  – Local time average velocity

$l$  – The shortest distance to the wall

**Qingyang Chen, Weiran Xu. A zero-equation model for indoor airflow simulation. Energy and Building, 1998, 28, 137-144**

## 10.8.5 $\overline{v^2} - f$ Turbulence model for highly inhomogeneous turbulent flow

**For highly inhomogeneous flow and heat transfer, such as jet impingement flow, this  $\overline{v^2} - f$  turbulence model may obtain reasonable simulation results.**



[1] Durbin PA. Near wall turbulence closure modeling without damping functions. *Theoretical and Computational Fluid Dynamics*, 1991, 3:1-13

[2] Laurence D, Popovac M, and Uribe JC., and Utsyuzhinikov SV. A robust formulation of  $\overline{v^2} - f$  model, *Flow, Turbulence and Combustion*, 2004, 73, 169-185

[3] Hanjalic K, Laurence D, Popovac M, and Uribe JC.  $\overline{v^2} / k - f$  turbulence model and its applications to forced and natural convections, *Engineering Turbulence Modeling and Experiments*, 2005, 6: 67-86



# Home work

**9-1**

**9-2**

**9-4**

**9-5**

**Due on Nov. 28th**

## Home work

### Problem # 9-1

Take the following data to estimate the difference between the fluid thermodynamic pressure and turbulent effective pressure; for the air flow through the wind tunnel, the pressure of the air is 1 bar, the average velocity is  $u = 50$  m/s, the temperature of air is  $20^\circ\text{C}$ , and turbulence intensity  $\sqrt{u'^2} / u = 5\%$ , (which is a quite large value). Assumed that the turbulence is isotropic, i.e. various statistical values regardless of the direction of turbulence, here is  $\overline{u'^2} = \overline{v'^2} = \overline{w'^2}$ .

## Problem#9-2

Try to write down the generation term of k-equation in 3-D Cartesian coordinates (See Eq. (9-21) ).

## Problem#9-4

In a 2-D boundary layer flow ,if the generation of turbulence kinetic energy and the dissipation are balanced each other, try to show:

$$\sqrt{\tau_w / \rho} = C_\mu^{1/4} k^{1/2}$$

## Problem # 9-5

The definition of turbulent kinetic energy dissipation rate is  $\varepsilon = \nu \overline{\left(\frac{\partial u'_i}{\partial x}\right)^2}$  . Try to write the expression of  $\varepsilon$  in three dimension Cartesian coordinates, and identify its dimension and unit (SI). Then to analyze  $c_\mu, c_1, c_2$  are dimensionless numbers or not.

# 同舟共济 渡彼岸!

People in the same  
boat help each  
other to cross to the  
other bank, where....

