

Numerical Heat Transfer (数值传热学)

Chapter 4 Discretized Schemes of Diffusion and Convection Equation (2)



Instructor Tao, Wen-Quan

Key Laboratory of Thermo-Fluid Science & Engineering
Int. Joint Research Laboratory of Thermal Science & Engineering
Xi'an Jiaotong University
Innovative Harbor of West China, Xian

2020-Sept-29

Chapter 4 Discretized diffusion-convection equation

4.1 Two ways of discretization of convection term

4.2 CD and UD of the convection term

4.3 Hybrid and power-law schemes

4.4 Characteristics of five three-point schemes

4.5 Discussion on false diffusion

4.6 Methods for overcoming or alleviating effects of false diffusion

4.7 Discretization of multi-dimensional problem and B.C. treatment

4.5 Discussion on false diffusion

4.5.1 Meaning and reasons of false diffusion

1. Original meaning

2. Extended meaning

3. Taylor expansion analysis

4.5.2 Examples of severe false diffusion caused by 1st-order scheme

4.5.3 Errors caused by oblique intersection (倾斜交叉) of grid lines

4.5.4 False diffusion caused by non-constant source term

4.5.5 Two famous examples

4.5 Discussion on false diffusion

4.5.1 Meaning and reasons of false diffusion

False diffusion (假扩散), also called numerical viscosity (数值黏性), is an important character of discretized convective scheme.

1. Original meaning

Numerical errors caused by discretized scheme with 1st order of accuracy is called false diffusion;

The 1st term in the TE of such scheme contains 2nd order derivative, thus the diffusion action is somewhat magnified at the sense of second-order accuracy, hence the numerical error is called “false diffusion”。

Taking 1-D unsteady advection eq. as an example.
 The two 1st-order derivatives are discretized by 1st-order accuracy schemes.

$$\frac{\partial \phi}{\partial t} = -u \frac{\partial \phi}{\partial x} \xrightarrow[u > 0]{\text{1st-order scheme}} \frac{\phi_i^{n+1} - \phi_i^n}{\Delta t} = -u \frac{\phi_i^n - \phi_{i-1}^n}{\Delta x}$$

Expanding $\phi_{i-1}^n, \phi_i^{n+1}$ at (i, n) by Taylor series, and substituting into the above equation:

$$\frac{\phi_i^n + \Delta t \left(\frac{\partial \phi}{\partial t} \right)_{i,n} + \frac{1}{2} \Delta t^2 \left(\frac{\partial^2 \phi}{\partial t^2} \right)_{i,n} + \dots - \phi_i^n}{-u} = \frac{\phi_i^n - \left[\phi_i^n - \Delta x \left(\frac{\partial \phi}{\partial x} \right)_{i,n} + \frac{1}{2} \Delta x^2 \left(\frac{\partial^2 \phi}{\partial x^2} \right)_{i,n} + \dots \right]}{\Delta x}$$

$$\left(\frac{\partial \phi}{\partial t}\right)_{i,n} = -u \left(\frac{\partial \phi}{\partial x}\right)_{i,n} - \frac{\Delta t}{2} \left(\frac{\partial^2 \phi}{\partial t^2}\right)_{i,n} + \frac{u \Delta x}{2} \left(\frac{\partial^2 \phi}{\partial x^2}\right)_{i,n} + O(\Delta x^2, \Delta t^2)$$

where the 2nd derivative can be re-written as follows:

$$\frac{\partial^2 \phi}{\partial t^2} = \frac{\partial}{\partial t} \left(\frac{\partial \phi}{\partial t}\right) \cong \frac{\partial}{\partial t} \left(-u \frac{\partial \phi}{\partial x}\right) = -u \frac{\partial}{\partial x} \left(\frac{\partial \phi}{\partial t}\right) \cong -u \frac{\partial}{\partial x} \left(-u \frac{\partial \phi}{\partial x}\right) = u^2 \frac{\partial^2 \phi}{\partial x^2}$$

substituting into above equation

$$\left(\frac{\partial \phi}{\partial t}\right)_{i,n} = -u \left(\frac{\partial \phi}{\partial x}\right)_{i,n} + \left[\frac{u \Delta x}{2} \left(1 - \frac{u \Delta t}{\Delta x}\right)\right] \left(\frac{\partial^2 \phi}{\partial x^2}\right)_{i,n} + O(\Delta x^2, \Delta t^2)$$

Thus at the sense of 2nd-order accuracy above discretized equation simulates **a convective-diffusive process**, rather than an advection process (平流, 纯对流) .

Only when $1 - \frac{u\Delta t}{\Delta x} = 0$ this error disappears.
 $\frac{u\Delta t}{\Delta x}$ is called **Courant** number, in memory of a
German mathematician Courant.

$$\frac{\partial \phi}{\partial t} \Big|_{i,n} = -u \frac{\partial \phi}{\partial x} \Big|_{i,n} + \left[\frac{u\Delta x}{2} \left(1 - \frac{u\Delta t}{\Delta x} \right) \right] \left(\frac{\partial^2 \phi}{\partial x^2} \right)_{i,n} + O(\Delta x^2, \Delta t^2)$$

Remark: We only study the false diffusion at the sense of 2nd-order accuracy; i.e., if inspecting at the 2nd-order accuracy the above discretized equation actually simulates a convection-diffusion process. For most engineering problems 2nd-order accuracy solutions are satisfied.

2. Extended meaning

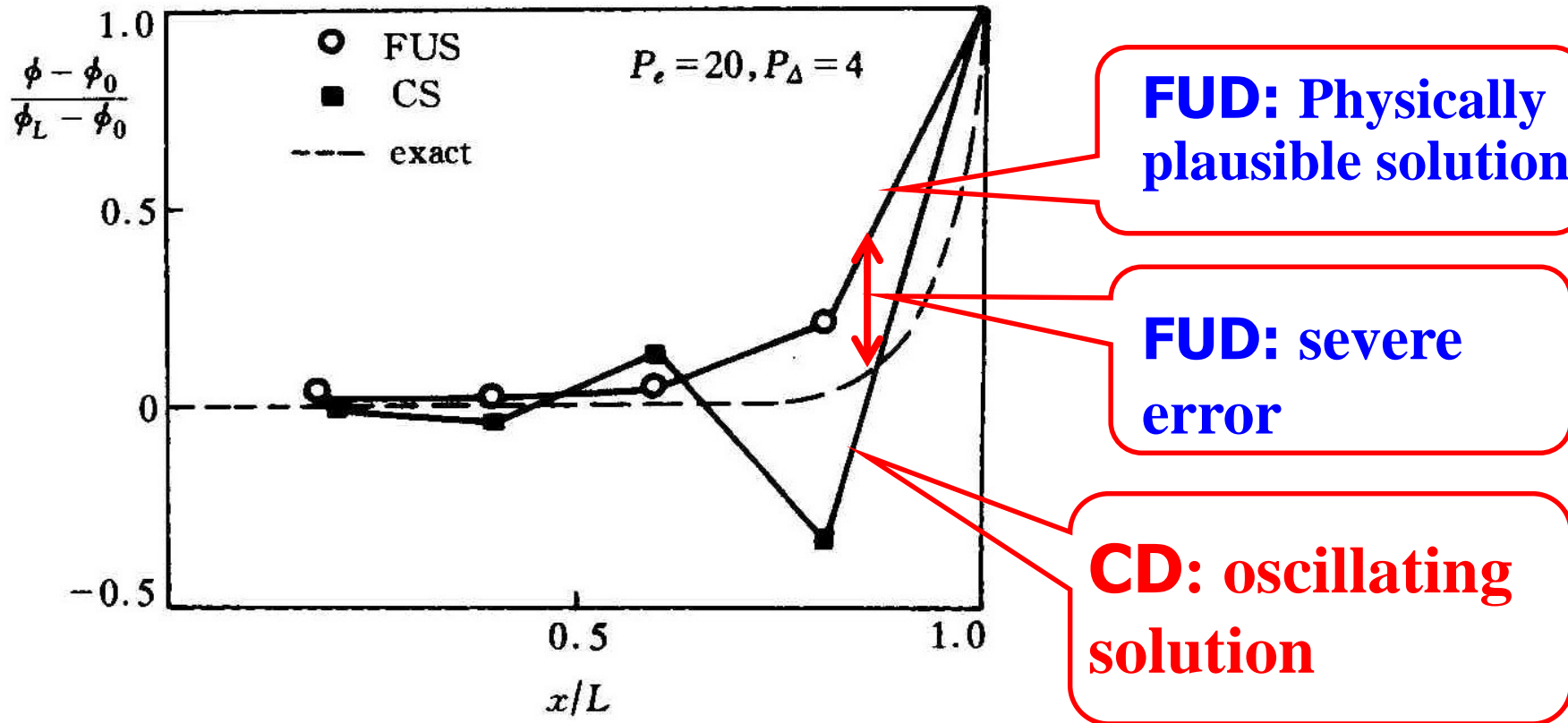
In most existing literatures almost all numerical errors are called false diffusion, which includes:

- (1) 1st-order accuracy schemes of the 1st order derivatives (original meaning);
- (2) Oblique intersection(倾斜交叉) of flow direction with grid lines;
- (3) The effects of non-constant source term which are not considered in the discretized schemes.

4.5.2 Examples caused by 1st-order accuracy schemes

1. 1-D steady convection-diffusion problem

When convection term is discretized by FUD, diffusion term by CD, numerical solutions will severely deviate from analytical solutions:

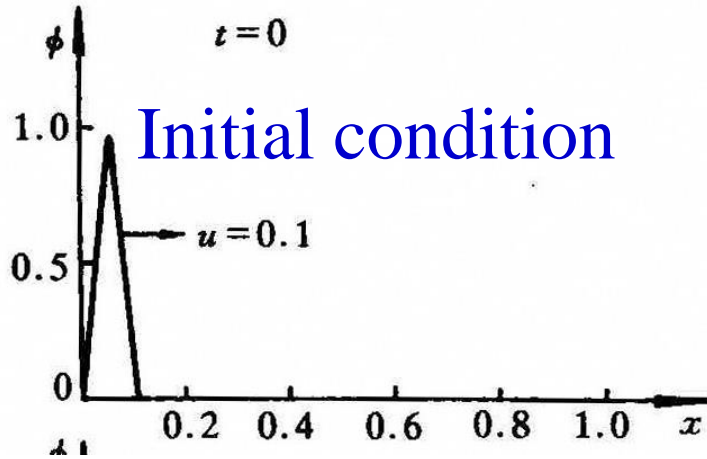


2. 1-D unsteady advection problem (Noye,1976)

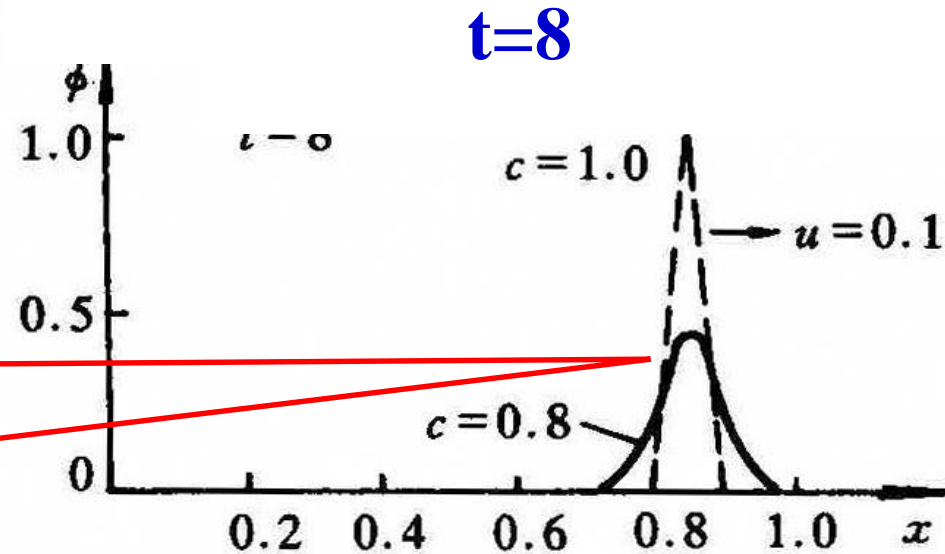
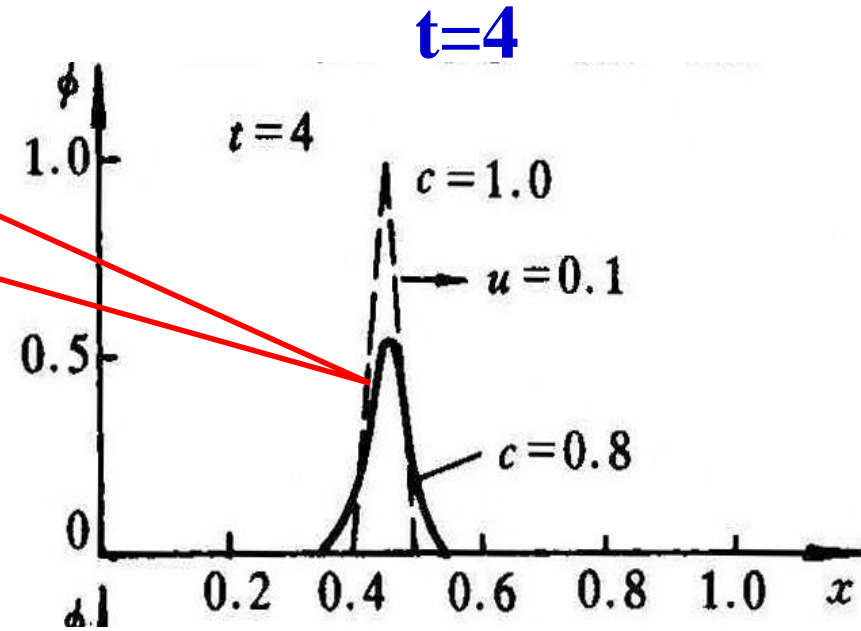
$$\frac{\partial \phi}{\partial t} = -u \frac{\partial \phi}{\partial x}, \quad 0 \leq x \leq 1, \quad u = 0.1, \quad \phi(0, t) = \phi(1, t) = 0$$

In the range of $x \in [0, 0.1]$ initial distribution is an triangle, others are zero.

Caused by false diffusion of the 1st order accuracy scheme



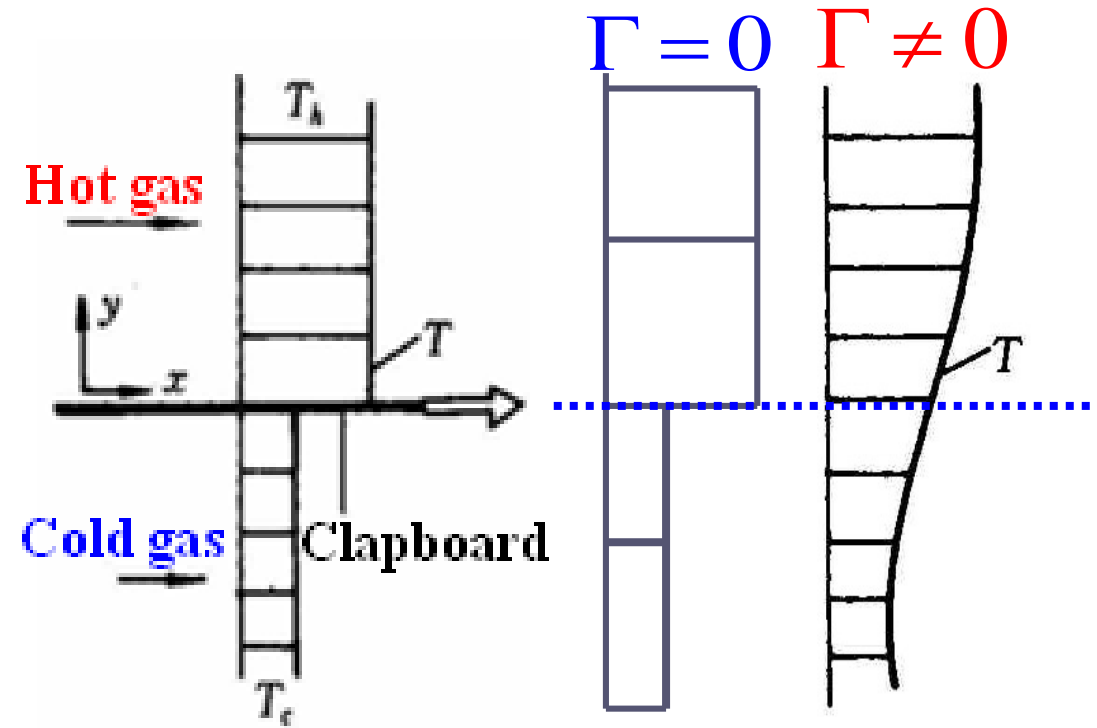
Caused by false diffusion of the 1st order accuracy scheme



When Courant number is less than 1 ,severe error occurs, which erases (抹平) the sharp peak(抹平尖峰) and magnify the base (放大基底) gradually. Such error is called **streamwise false diffusion (流向假扩散)**.

4.5.3 Errors caused by oblique intersection (倾斜交叉)

Two gas streams with different temperatures meet each other. Assuming zero gas diffusivities. If the flow direction is obliquely with respect to the grid lines, big numerical errors will be introduced.



Gas flow with 0 and non-0 Gamma

1. Case 1: with x-y coordinates either parallel or perpendicular to flow direction

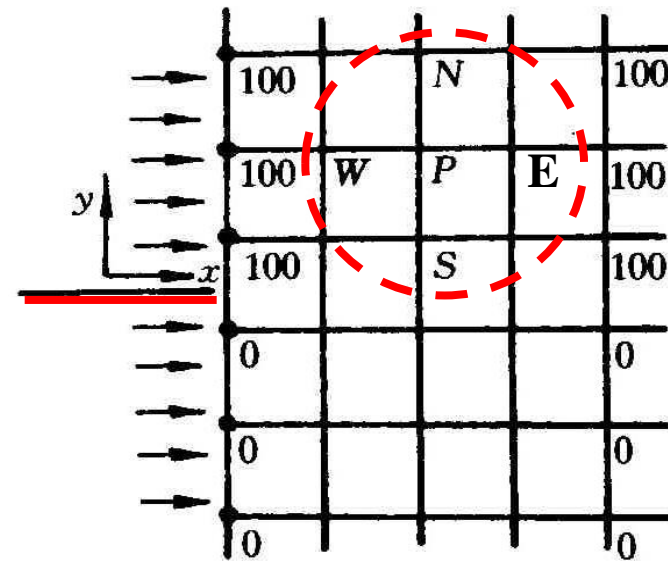
Adopting FUD, then $A(|P_{\Delta}|) = 1$; For CV. P:

$$a_E = D_e + \left[\begin{array}{l} -F, 0 \\ \xrightarrow{U > 0, \Gamma = 0} \end{array} \right] 0$$

$$a_W = D_W + \left[\begin{array}{l} F_W, 0 \\ \xrightarrow{U > 0, \Gamma = 0} \end{array} \right] F_W$$

$$a_N = D_n + \left[\begin{array}{l} -F, 0 \\ \xrightarrow{V = 0, \Gamma = 0} \end{array} \right] 0$$

$$a_S = D_s + \left[\begin{array}{l} F, 0 \\ \xrightarrow{V = 0, \Gamma = 0} \end{array} \right] 0$$



Upstream velocity U

Thus we have: $a_P = \cancel{a_E} + a_W = a_W$ $\phi_P = \phi_W!$

The upstream temperature is kept downstream!

2. Case 2: x-y coordinates intersect the on coming flow with 45 degree

From upstream velocity U , $u = v = \frac{\sqrt{2}}{2}U$,

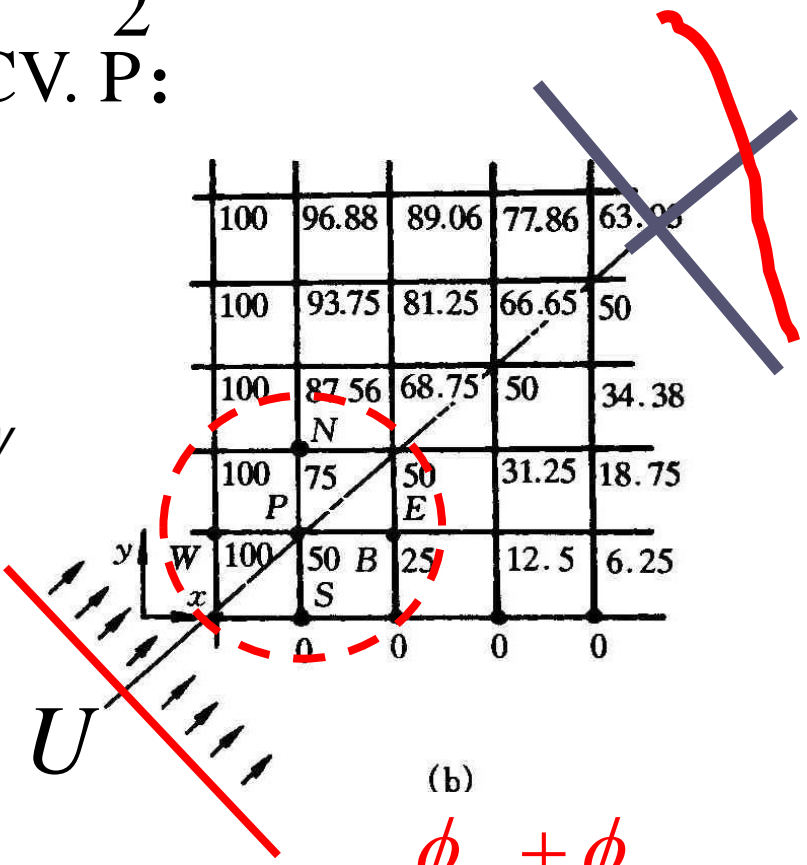
Again FUD is adopted, then for CV. P:

$$a_E = D_e + \left[-F, 0 \right] \quad \xrightarrow{u > 0, \Gamma = 0} \quad 0$$

$$a_W = D_W + \left[F_W, 0 \right] \quad \xrightarrow{u > 0, \Gamma = 0} \quad F_W$$

$$a_N = D_n + \left[-F, 0 \right] \quad \xrightarrow{v > 0, \Gamma = 0} \quad 0$$

$$a_S = D_s + \left[F, 0 \right] \quad \xrightarrow{v > 0, \Gamma = 0} \quad F_S$$



$$F_W = F_S, a_P \phi_P = a_W \phi_W + a_S \phi_S, a_P = a_W + a_S, \phi_P = \frac{\phi_W + \phi_S}{2}!$$

Fluid temperatures across the diagonal become smooth and continuous. This is caused by the **cross-diffusion**.

Discussion: For case 1 where velocity is parallel to x coordinate, the FUD scheme also produces false diffusion, but compared with convection it can not be exhibited (**展现**): the zero diffusivity corresponds to an extremely large Peclet number, i.e., convection is so strong that false diffusion can not be exhibited. When chances come (**有机会时**) it will take action. Example 1 of this section is such a situation.

4.5.4 Errors caused by non-constant source term

$$\text{Given: } \left\{ \begin{array}{l} \frac{d(\rho u \phi)}{dx} = \frac{d}{dx} \left(\Gamma \frac{d\phi}{dx} \right) + S, \\ x = 0, \phi = \phi_0; x = L, \phi = \phi_L \end{array} \right. \quad \begin{array}{l} S \text{ non-constant,} \\ \text{distributon is} \\ \text{specified.} \end{array}$$

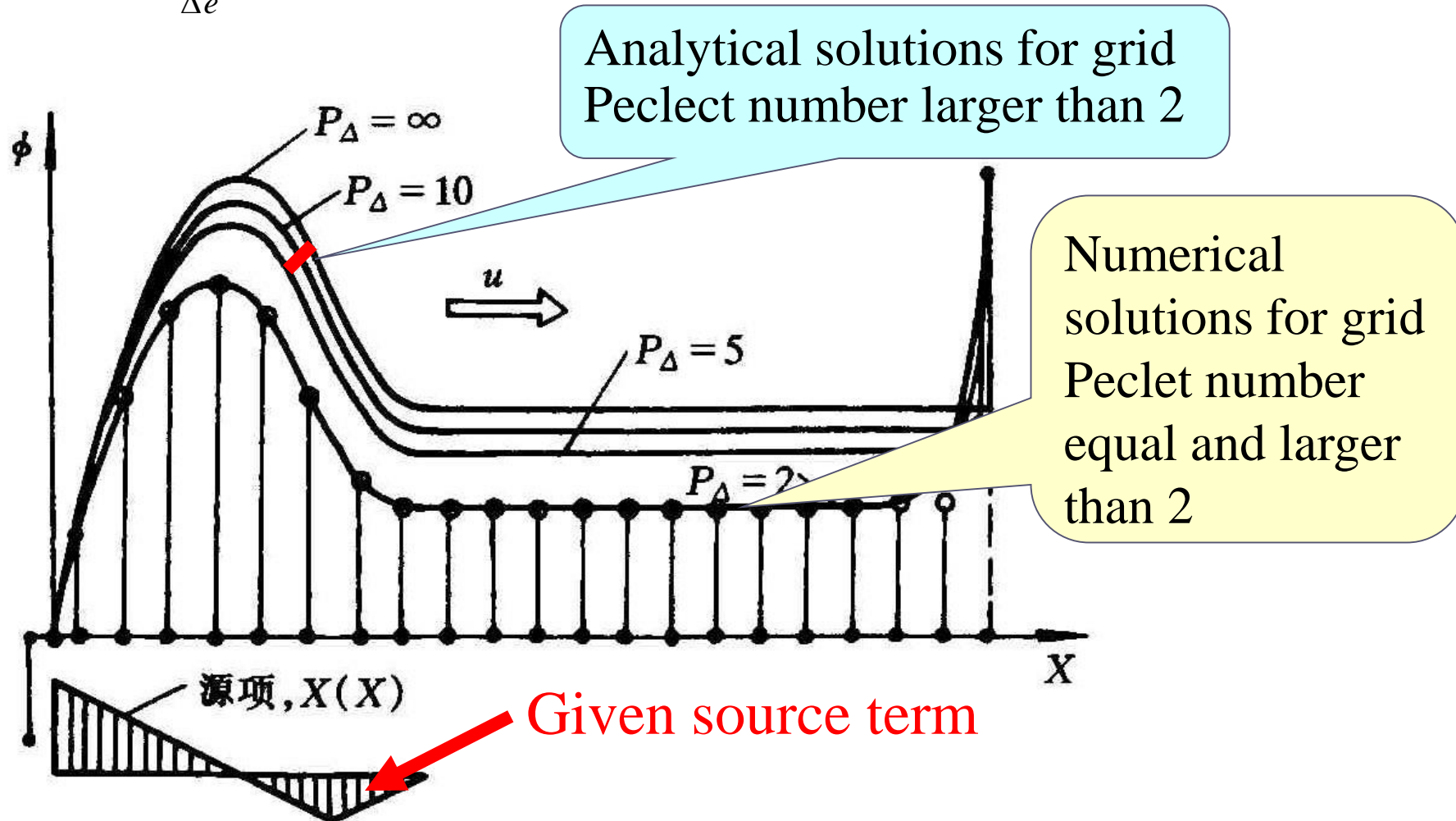
For cases with such non-constant source term **neither one** of the five 3-point schemes can get accurate solution.

Taking hybrid scheme as an example. When grid Peclet number is less than 2, numerical results agree with analytical solution quite well; However, when grid Peclet number is larger than 2, deviations become large. Its coefficient is defined by:

$$a_E = D_e A(|P_{\Delta e}|) + \left[\begin{array}{l} -F, 0 \\ 0, 1 - 0.5|P_{\Delta e}| \end{array} \right]$$

Assuming that variation of Peclet number is implemented via changing diffusion coefficient while flow rate is remained unchanged then when

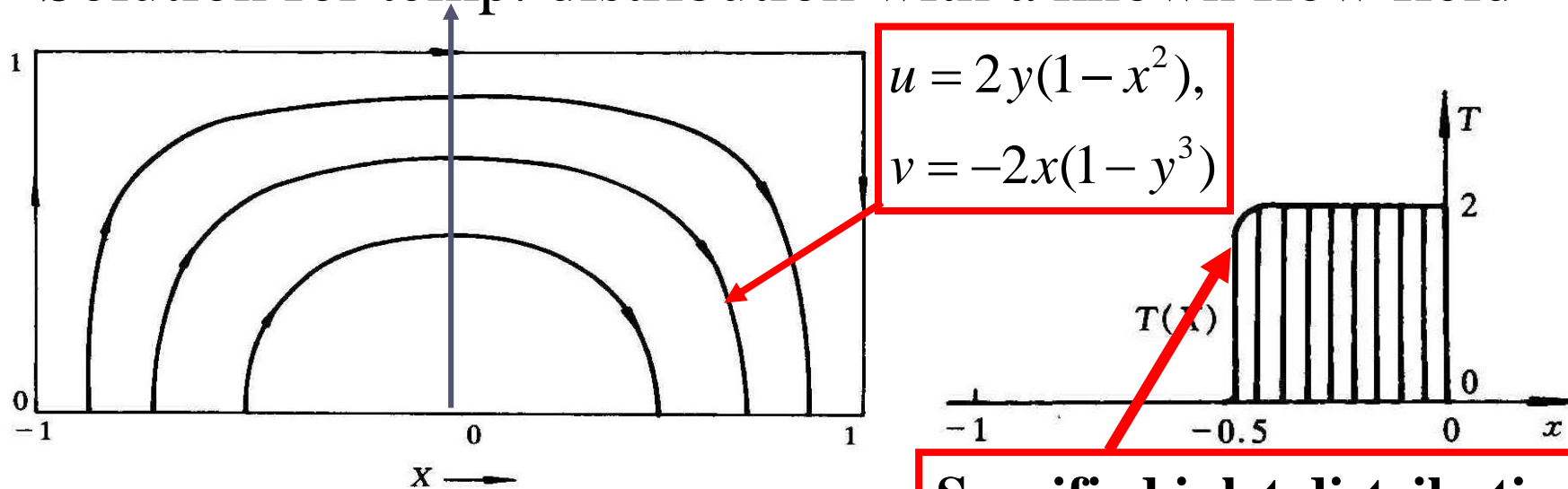
$P_{\Delta e} \geq 2$, hybrid: $A(|P_{\Delta e}|) = \llbracket 0, 1 - 0.5|P_{\Delta e}| \rrbracket = 0$ thus $a_E = 0$
 leading to the same numerical solutions for all cases
 with $P_{\Delta e} \geq 2$.



4.5.5 Two famous examples

1. Smith-Hutton problems (1982)

Solution for temp. distribution with a known flow field



$$u = 2y(1 - x^2),$$

$$v = -2x(1 - y^3)$$

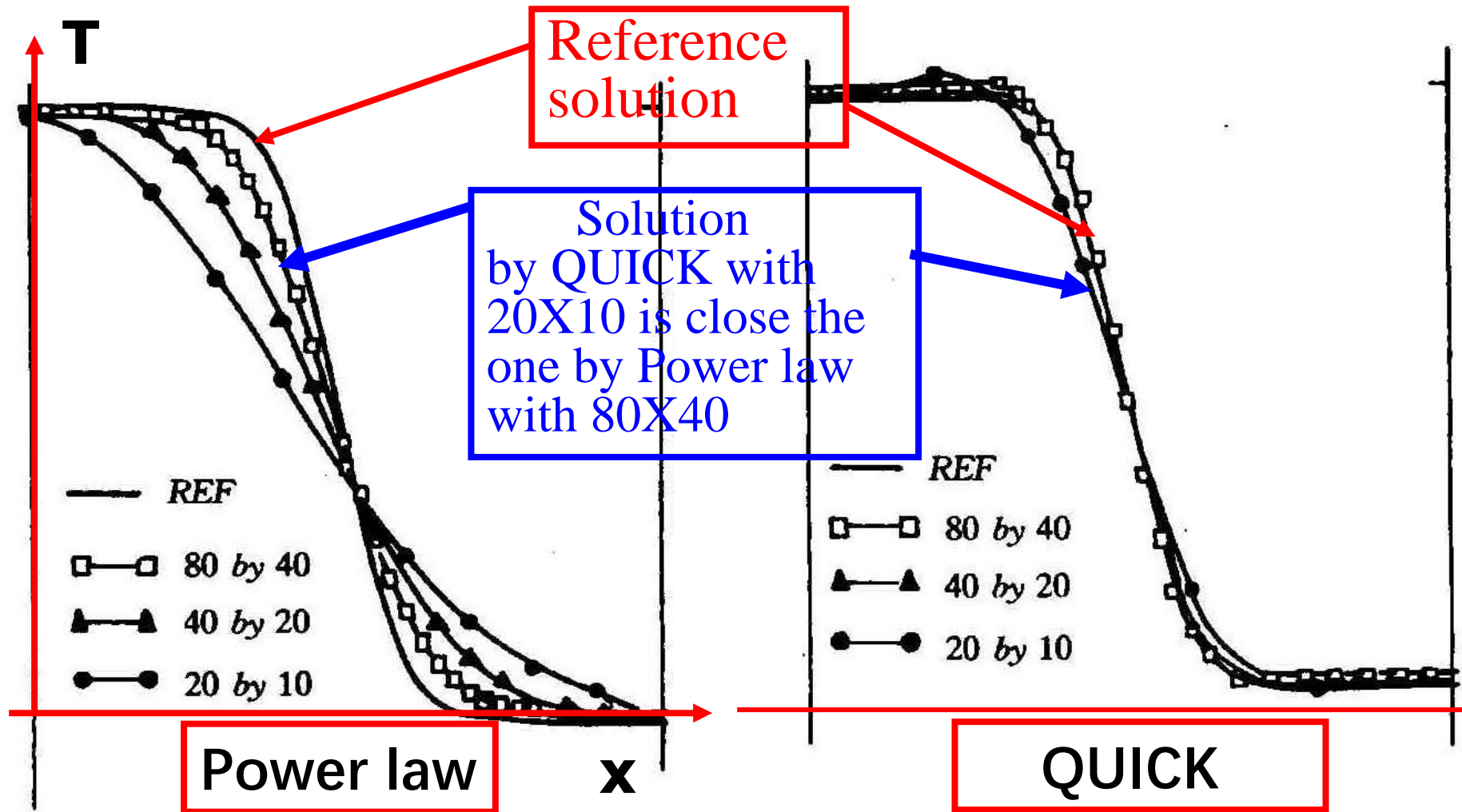
Known flow field

Specified inlet distribution

$$T_{in}(x) = 1 + \tanh[\alpha(1 + 2x)]$$

The larger the coefficient α the sharper the profile.

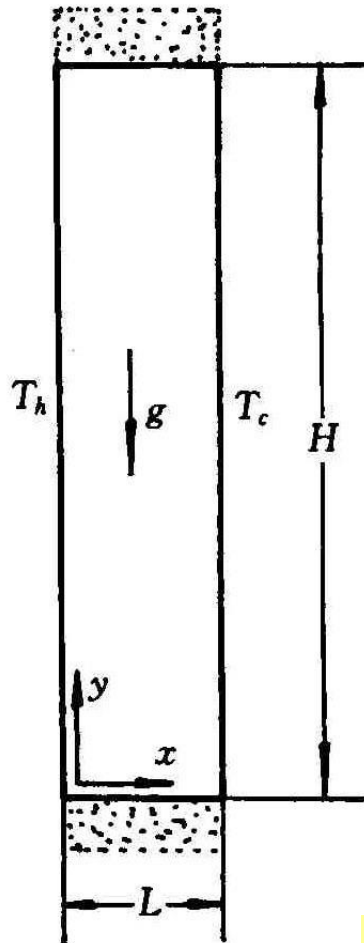
Solved by 2-D D-C eq., convection term is discretized by the scheme studied.



Solution from QUICK by 20X10 grids has the same accuracy as that from power law by 80X40 grids.

2) Leonard problem (1996)

Natural convection in a tall cavity




$$H / L = 33$$


$$Gr = \frac{gL^3\alpha\Delta T}{\nu^2} = 9500,$$

$$Pr = 0.71$$

$$32 \times 129 = 4128$$



PWL scheme



Grid number 102×3102

Table 5 Dimensionless cell coordinate
calculated with PWL

	X	Y
1	0.498515248326	27.8179321847
2	0.498515248326	25.7841071708
3	0.498515248326	23.4863048689
4	0.498515248326	21.1045097935
5	0.498515248326	18.6927172991
6	0.498515248326	16.2869242885
7	0.498515248326	13.8871307617
8	0.498515248326	11.4933367187
9	0.498515248326	9.1415390625
10	0.498515248326	6.89773211496
11	0.498515248326	4.92390193917

Note: Nu = 39.0

QUICK scheme



Grid number 102×3102

Table 8 Dimensionless cell coordinate
calculated with QUICK

	x	y
1	0.518501419014	29.1039634016
2	0.490007077493	27.4006482603
3	0.499915660431	24.67564866
4	0.499997148246	21.9077572869
5	0.499991534052	19.1825723813
6	0.499886807287	16.4151439754
7	0.499878758708	13.6898093029
8	0.499990193278	10.9220760437
9	0.50007191963	8.19718832227
10	0.500120639936	5.47165901886
11	0.479889934259	3.81172796021

Note: Nu = 42.61

Grids=316404

Solutions from lower-order scheme can not resolute small vortices if mesh is not fine enough.

At coarse grid system, solution differences by different schemes are often significant!

Solution from higher order scheme with a less grid number can reach the same accuracy as that from lower order scheme with a larger grid number.

With increased grid number power law can also resolute small vortices.

The differences between different schemes are gradually reduced with increasing grid number.

Jin WW, He YL, TaoWQ. How many secondary flows are in Leonard's vertical slot?
Progress in Computational Fluid Dynamics, 2009, 9(3/4):283-291

4.6 Methods for overcoming or alleviating effects of false diffusion

4.6.1 Higher order schemes to overcome streamwise false diffusion

1. Second order upwind scheme (SUD)
2. Third order upwind scheme (TUD)
3. QUICK
4. SGS

4.6.2 Methods for alleviating cross false diffusion

1. Effective diffusivity method
2. Self-adaptive grid method

4.6 Methods for overcoming or alleviating effects of false diffusion

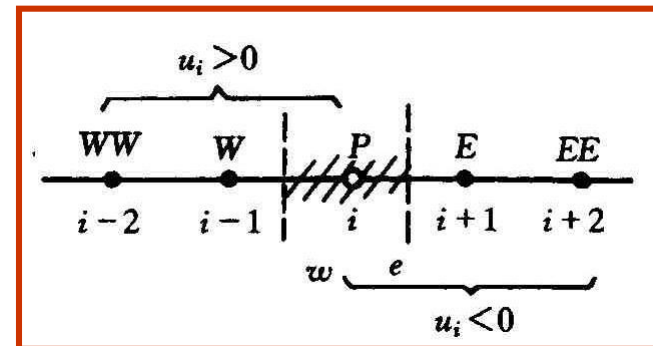
4.6.1 Higher order schemes to overcome stream-wise false diffusion

1. SUD – Taking two upstream points for scheme

(1) Taylor expansion definition – 2nd order one side UD

$$u \left(\frac{\partial \phi}{\partial x} \right)_i = \frac{u_i}{2\Delta x} (3\phi_i - 4\phi_{i-1} + \phi_{i-2}), \quad u > 0$$

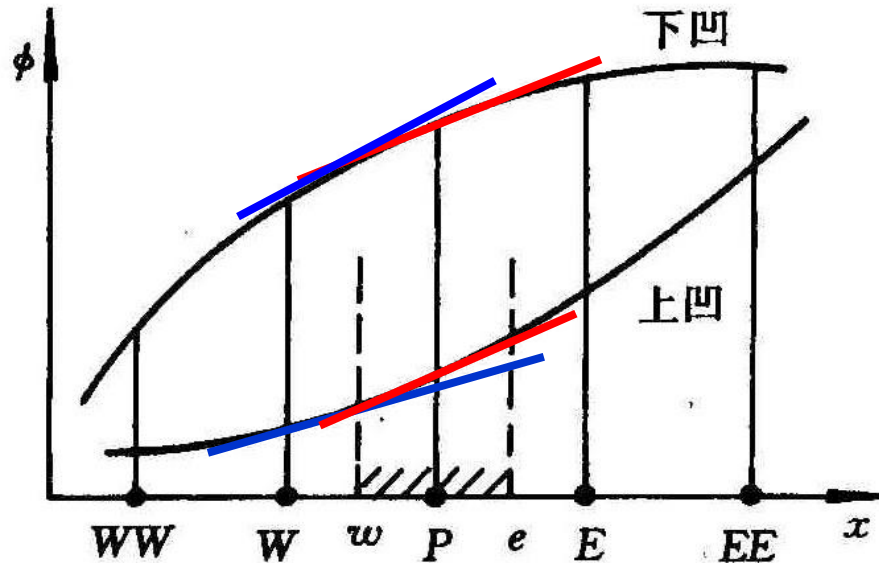
Rewriting it into the form of interface CD + an additional term:



$$u \left(\frac{\partial \phi}{\partial x} \right)_P = u_P \left(\frac{\phi_P - \phi_W}{\Delta x} + \frac{\phi_P - 2\phi_W + \phi_{WW}}{2\Delta x} \right)$$

This is equivalent to CD + curvature correction: slope at grid P = slope at w-interface + a correction term:

$$\left(\frac{\phi_P - 2\phi_W + \phi_{WW}}{2\Delta x} \right)$$



Check the sign (plus or minus) of the correction term to see if it is consistent with the curvature.

Concave upward(上凹),

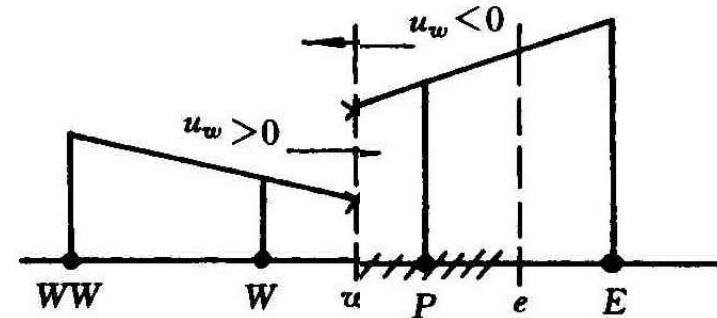
$$(\phi_P - 2\phi_W + \phi_{WW}) > 0 \text{ Correction} > 0 ;$$

Concave Downward(下凹)

$$(\phi_P - 2\phi_W + \phi_{WW}) < 0 \text{ Correction} < 0$$

(2) FVM – Interface interpolation takes two upstream points.

$$\phi_w = \begin{cases} 1.5\phi_w - 0.5\phi_{ww}, & u > 0 \\ 1.5\phi_P - 0.5\phi_E, & u < 0 \end{cases}$$



Equivalence of the two definitions:

$$\begin{aligned} \frac{1}{\Delta x} \int_w^e \frac{\partial \phi}{\partial x} dx &= \frac{\phi_e - \phi_w}{\Delta x} = \frac{(1.5\phi_P - 0.5\phi_W) - (1.5\phi_W - 0.5\phi_{WW})}{\Delta x} \\ &= \frac{3\phi_P - 4\phi_W + \phi_{WW}}{2\Delta x} \end{aligned}$$

FVM: Integral averaged value over a CV;

FDM: Discretized value at a node

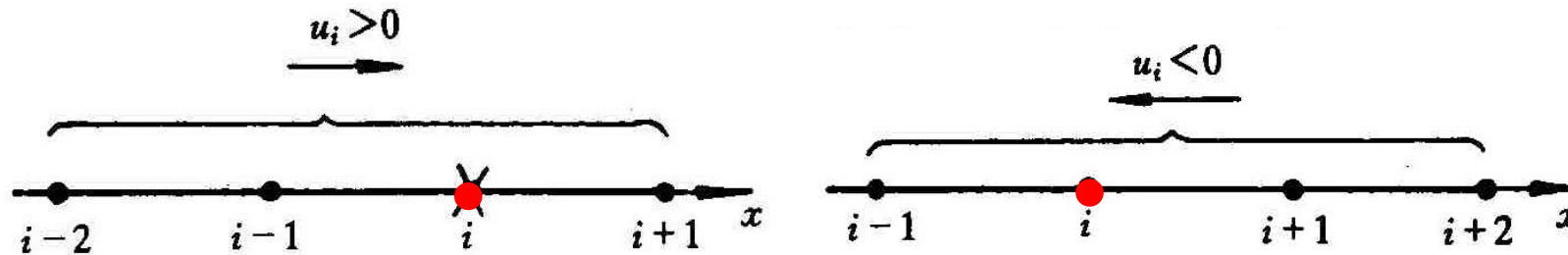
2. TUD (三阶迎风)

(1) **Taylor expansion** — 3rd-order scheme of 1st derivative with biased positions of nodes (节点偏置) .

$$u \frac{\partial \phi}{\partial x} \Big|_i = \frac{u_i}{6\Delta x} (2\phi_{i+1} + 3\phi_i - 6\phi_{i-1} + \phi_{i-2}), u > 0$$

Remark: one downstream node is adopted, which improves the accuracy but weakens the stability.

(2) **FVM** — interface interpolation is implemented by two upstream nodes and one downstream node



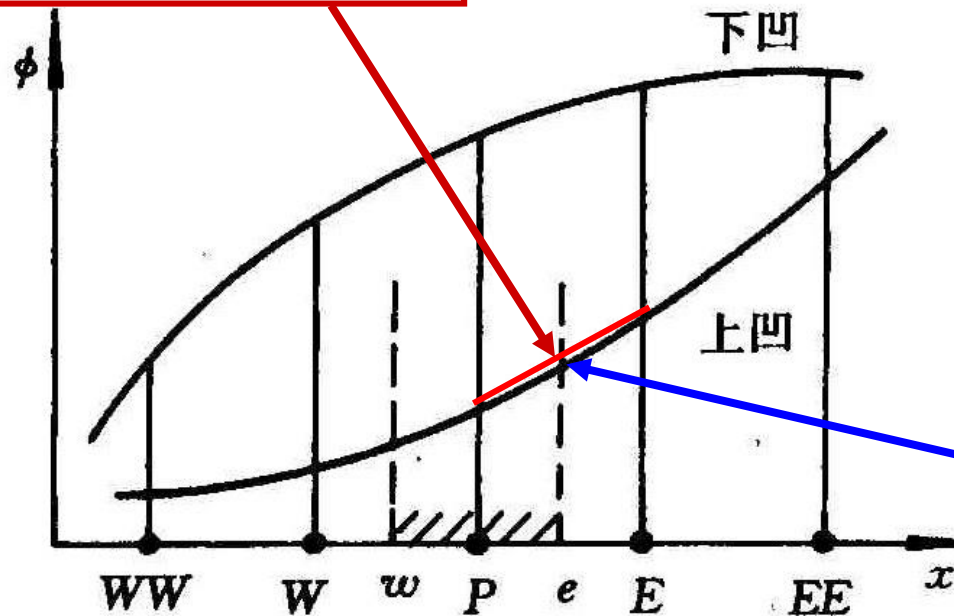
3. QUICK scheme (FVM definition)

1) Position definition – CD at interface with a curvature correction

$$\phi_e = \frac{\phi_E + \phi_P}{2} - \frac{1}{8} Cur$$

CD at interface

curvature correction



Actual interface value

How to determine CUR? Two considerations:

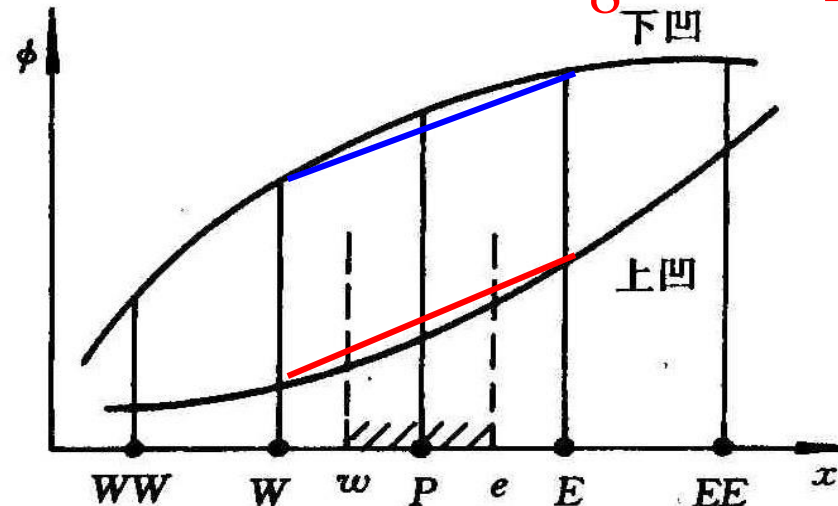
(1) Reflecting concave (凹) upward (向上凸) or concave downward (向下凹) curvature automatically

Concave upward

$$(\phi_W - 2\phi_P + \phi_E) > 0, \quad -\frac{1}{8}Cur \quad \text{Decreasing the Interface value a bit!}$$

Concave downward

$$(\phi_W - 2\phi_P + \phi_E) < 0 \quad -\frac{1}{8}Cur \quad \text{Increasing the Interface value a bit!}$$



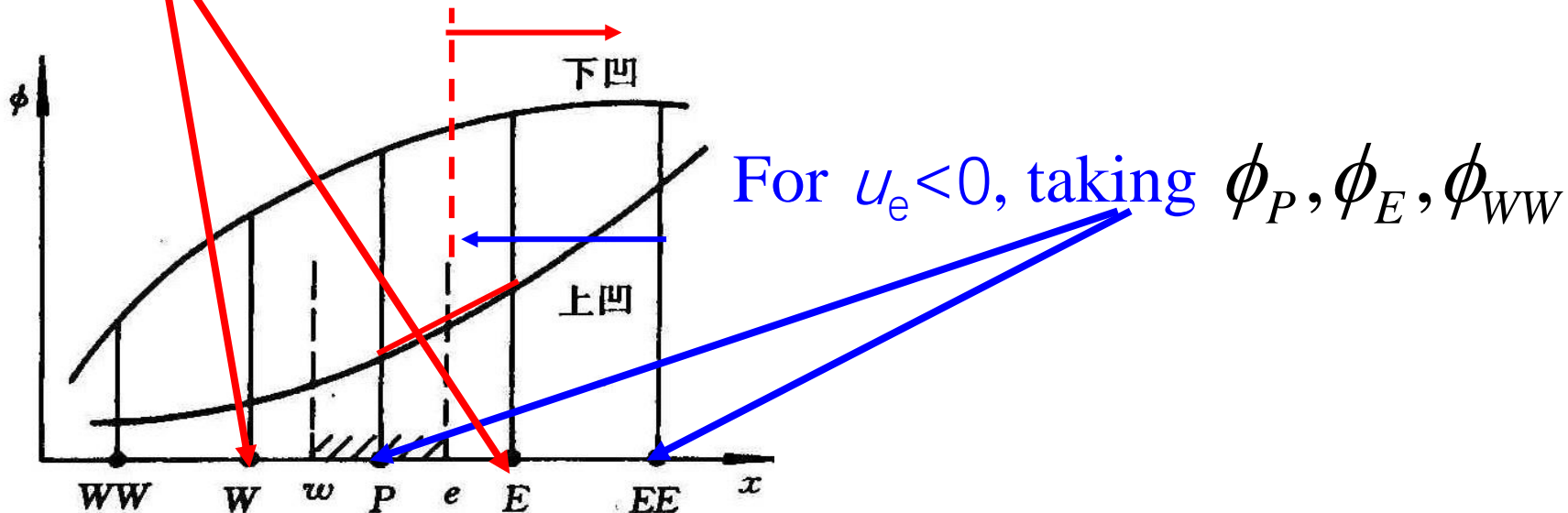
(2) Adopting upwind idea for enhancing stability:

For interface e

When $u > 0$, taking ϕ_W, ϕ_P, ϕ_E

When $u < 0$, taking $\phi_P, \phi_E, \phi_{EE}$

For $u_e > 0$, taking ϕ_W, ϕ_P, ϕ_E



Curvature correction for QUICK:

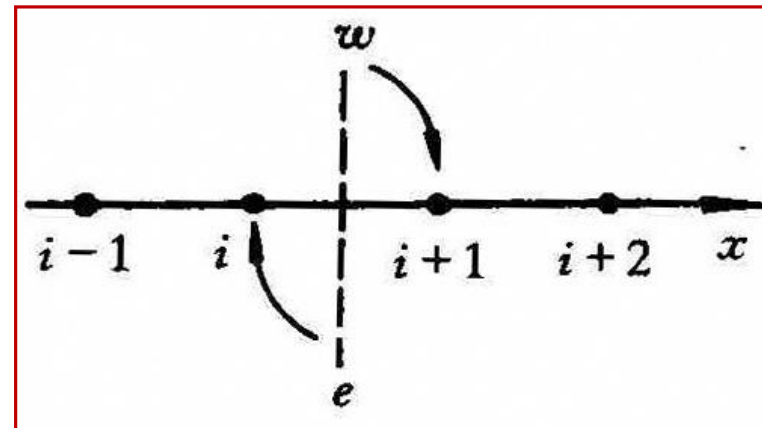
$$\text{Cur} = \begin{cases} \phi_W - 2\phi_P + \phi_E, & u > 0 \\ \phi_P - 2\phi_E + \phi_{EE}, & u < 0 \end{cases}$$

QUICK = quadratic interpolation of convective kinematics

Two remarks

1) QUICK possesses conservative character(守恒特性) — interface interpolation and discretized 1st derivative are continuous

(1) (i+1/2) interface value depends on flow direction, for both i and (i+1) is the same;

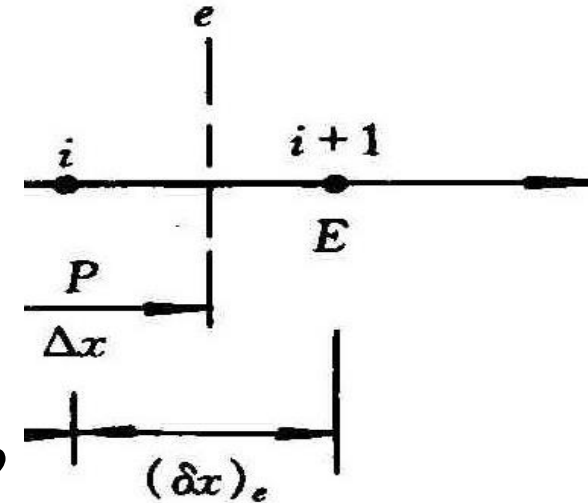


(2) $(i+1/2)$ interface discretized 1st derivative is

$$\frac{\phi_E - \phi_P}{(\delta x)_e}, \text{ for both } P \text{ or } E \text{ is the same.}$$

Thus QUICK possesses conservative character

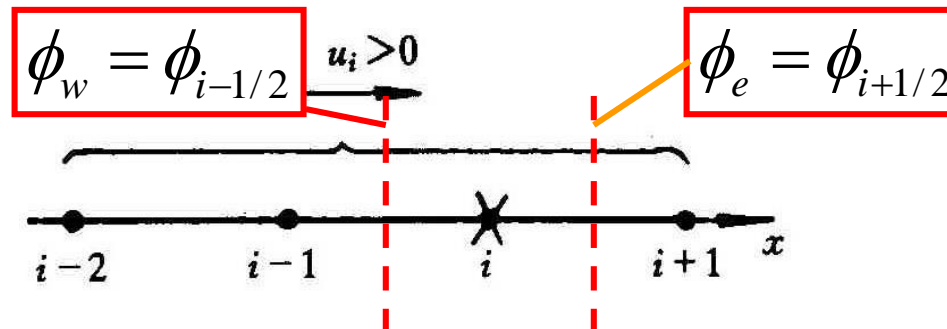
2) QUICK – subscript definition,



For $u > 0$:

$$\left\{ \begin{aligned} \phi_e = \phi_{i+1/2} &= \frac{1}{8} (3\phi_{i+1} + 6\phi_i - \phi_{i-1}) \\ \phi_w = \phi_{i-1/2} &= \frac{1}{8} (3\phi_i + 6\phi_{i-1} - \phi_{i-2}) \end{aligned} \right.$$

$8 \rightarrow 6 \rightarrow 3$



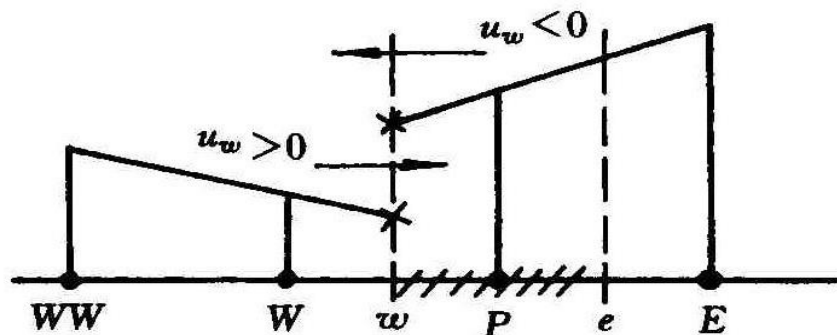
4. SGSD – A kind of composite (组合)scheme

1) SCSD scheme (1999) (Uniform grid)

CD: $\phi_e = 0.5(\phi_P + \phi_E)$ No false diffusion (2nd order),
but only conditionally stable!

$$\text{SUD: } \phi_e = \begin{cases} 1.5\phi_W - 0.5\phi_{WW}, & u > 0 \\ 1.5\phi_P - 0.5\phi_E, & u < 0 \end{cases}$$

Absolutely stable (discussed later) , but has appreciable(显著的) numerical errors.



Thus combining the two schemes in such a way maybe useful:

When Pe number is small, CD predominates;
 when Pe number is large, SUD predominates:

$$\phi_e^{SCSD} = \beta \phi_e^{CD} + (1 - \beta) \phi_e^{SUD}, \quad 0 \leq \beta \leq 1$$

$$\beta = 1, \phi^{SCSD} \equiv \phi^{CD}; \quad \beta = 0, \phi^{SCSD} \equiv \phi^{SUD}; \quad \beta = 3/4, \phi^{SCSD} \equiv \phi^{QUICK}$$

It can be shown:

$$P_{\Delta,cr} = \left(\frac{\rho u \delta x}{\Gamma} \right)_{cr} = \frac{2}{\beta}$$

Beyond which the scheme is unstable!

By adjusting Beta value its critical Peclet number can vary from 0 to infinite! Therefore it is called:

stability-controllable second-order difference — SCSD (倪明玖, 1999) .



Ni M J, Tao W Q. J. Thermal Science, 1998, 7(2):119-130

Question: how to determine Beta? Especially how to calculate Beta based on the flow field automatically?

2) SGSD格式 (2002)

From $P_{\Delta,cr} = \frac{2}{\beta} \rightarrow \beta = \frac{2}{P_{\Delta,cr}}$, replace $P_{\Delta,cr}$ in denominator by $(2 + P_{\Delta})$:

$$\beta = \frac{2}{2 + P_{\Delta}} \begin{cases} P_{\Delta} \rightarrow 0, \beta \rightarrow 1, \text{ CD dominates;} \\ P_{\Delta} \rightarrow \infty, \beta \rightarrow 0, \text{ SUD dominates} \end{cases}$$

1) It can be determined from flow field with different effects of diffusion and convection being considered automatically!

2) Three coordinates can have their own Peclet numbers!

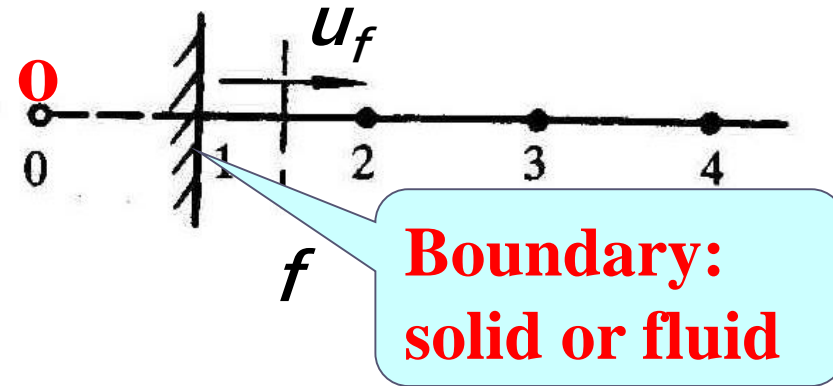
Li ZY, Tao WQ. A new stability-guaranteed second-order difference scheme. **NHT-Part B**, 2002, 42 (4): 349-365



5. Discussion on implementing higher-order schemes

1) Near boundary point :

Taking practice A as an example: For the interface between nodes 1 and 2, if $u_f > 0$, how to implement higher order schemes?



Two ways can be adopted:

(1) Fictitious point method (**虚拟点法**): Introducing a fictitious point O and assuming:

$$\phi_o + \phi_2 = 2\phi_1 \longrightarrow \phi_o = 2\phi_1 - \phi_2$$

(2) Order reduction (**降阶**) method: $\phi_f = \phi_1, u_f > 0$

2) Solution of ABEqs. :

When QUICK, TUD etc. are used, the matrix of 2-D problem is nine-diagonal and the ABEqs. may be solved by

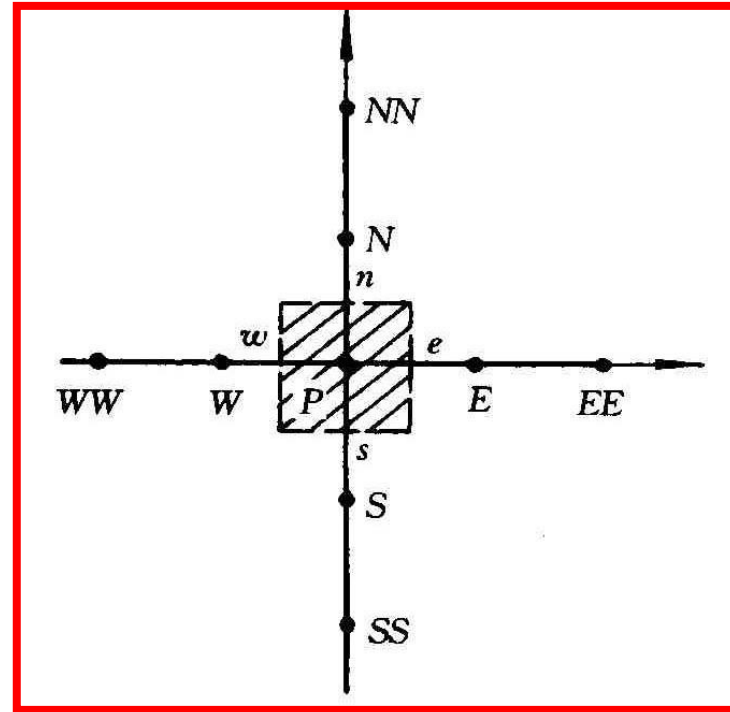
(1) Penta-diagonal matrix

(五对角阵算法) PDMA;

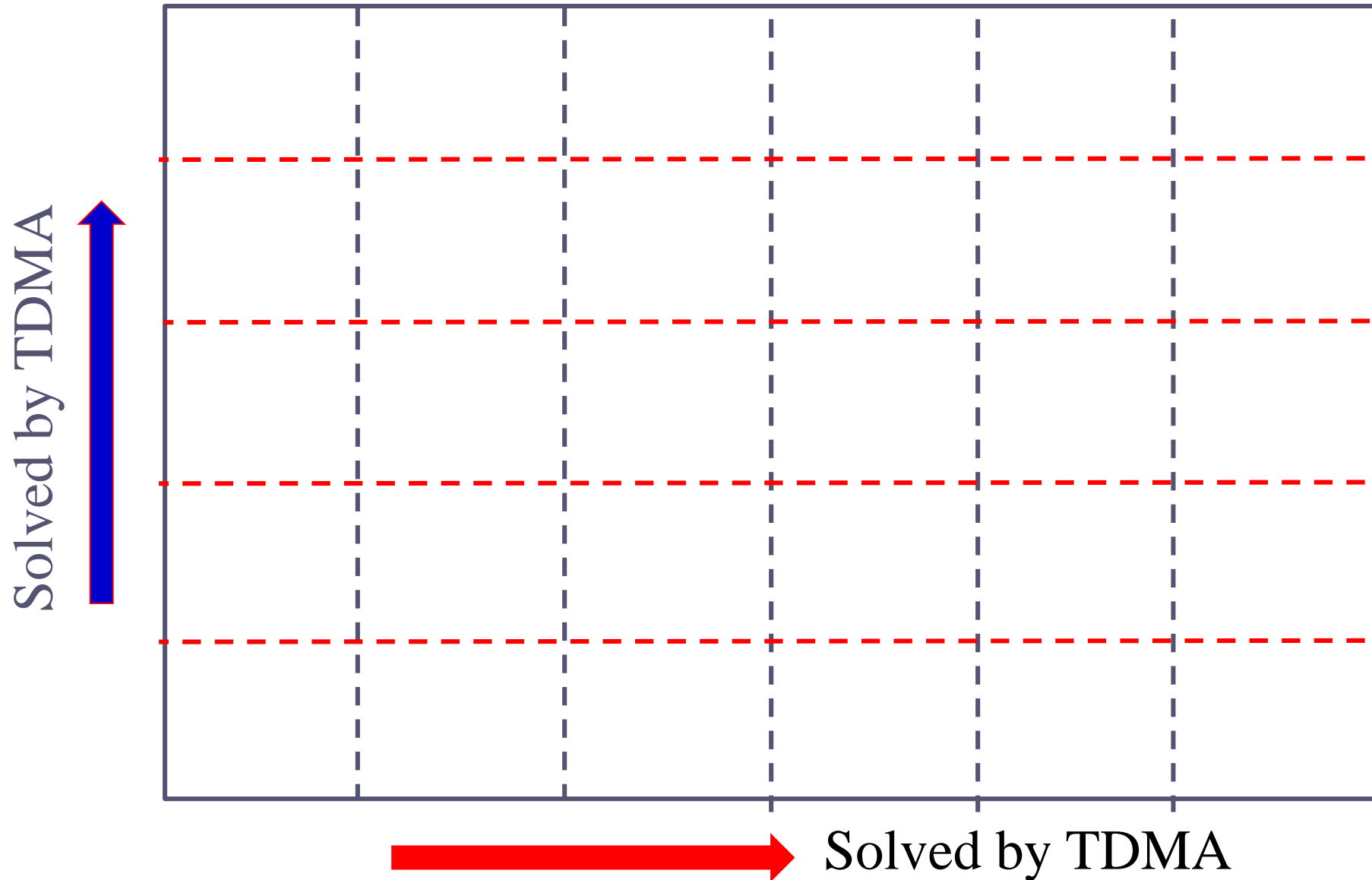
(2) Deferred correction(延迟修正)。

$$\phi_e^H = \phi_e^L + (\phi_e^H - \phi_e^L)^* \quad * - \text{previous iteration}$$

The lower-order part ϕ_e^L forms ABEqs.; those with * go to source part, and **ADI method** is used. The converged solution is the one of higher-order scheme.



ADI ---Alternative Direction Iteration



4.6.2 Methods for alleviating (减轻) effects of cross-diffusion

1. Adopting effective diffusivity for FUD

$$(\Gamma_{\phi,x})_{eff} = \left[\left[0, (\Gamma_{\phi} - \Gamma_{cd,x}) \right] \right]$$

Γ_{ϕ} – diffusivity of physical problem;

$\Gamma_{cd,x}$ – diffusivity from cross false diffusion

By reducing diffusivity used in simulation the cross diffusion effect can be alleviated.

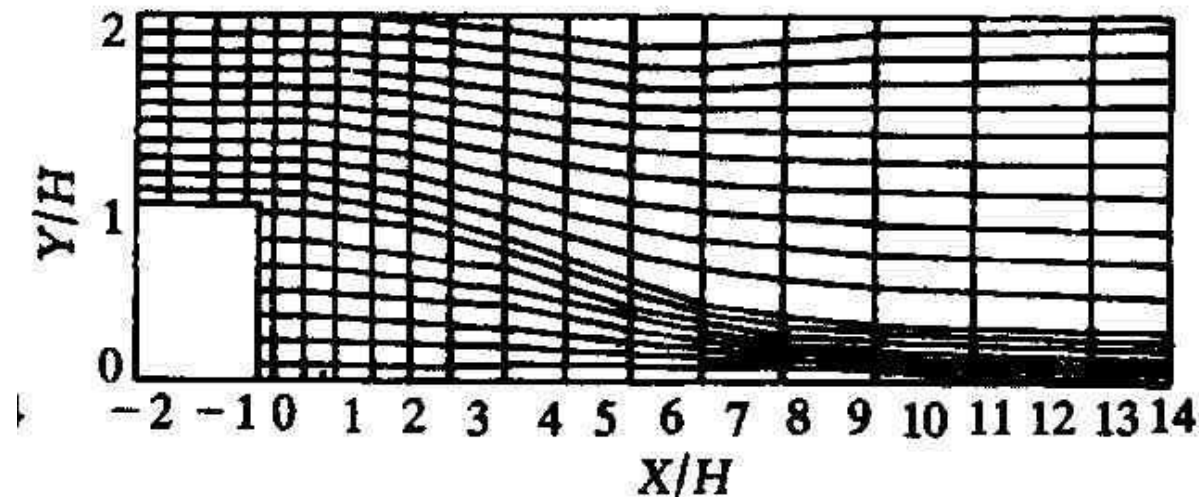
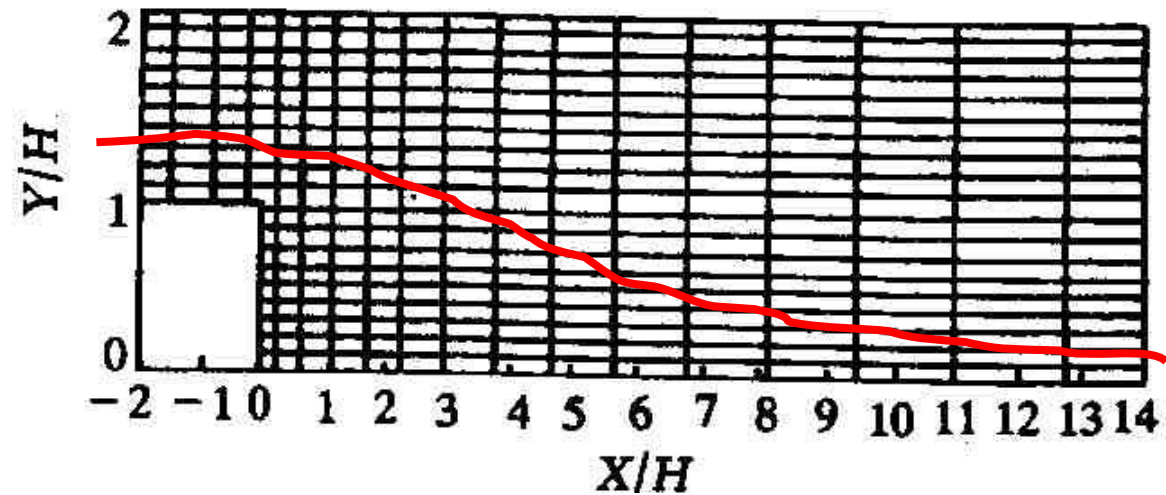
$$\Gamma_{cd,x} = u\Delta x \left(1 - \frac{u\delta t}{\Delta x} \right)$$

$$\delta t = \frac{1}{\frac{u}{\Delta x} + \frac{v}{\Delta y} + \frac{w}{\Delta z}}$$

(Inspired(启发) from Noye problem)

2. Adopting self-adaptive grids (SAG- 自适应网格)

SAG can alleviate (减轻) cross-diffusion caused by oblique intersection of streamline to grid line



4.6.3 Summary of convective scheme

1. For conventional fluid flow and heat transfer problems, in the debugging process (调试过程) FUD or PLS may be used; For the final computation QUICK or SGSD is recommended, and defer correction is used for solving the ABEqs.
2. For DNS of turbulent flow, fourth order or more are often used;
3. When there exists a sharp variation of properties, higher order and bounded schemes (高阶有界格式) should be used.

Recent advances can be found in:

Jin W W, Tao W Q. NHT, Part B, 2007, 52(3): 131-254

Jin W W, Tao W Q. NHT, Part B, 2007, 52(3): 255-280



4.7 Discretization of multi-dimensional problem and B.C. treatment

4.7.1 Discretization of 2-D diffusion-convection equation

1. Governing equation expressed by J_x, J_y
2. Results of discretization
3. Ways for adopting other schemes

4.7.2 Treatment of boundary conditions

1. Inlet boundary
2. Solid boundary
3. Central line
4. Outlet boundary

4.7 Discretization of multi-dimensional problem and B.C. treatment

4.7.1 Discretization of 2-D diffusion-convection equation

1. Governing equation expressed by J_x , J_y

$$\frac{\partial(\rho\phi)}{\partial t} + \frac{\partial(\rho u\phi)}{\partial x} + \frac{\partial(\rho v\phi)}{\partial y} = \frac{\partial}{\partial x} \left(\Gamma \frac{\partial\phi}{\partial x} \right) + \frac{\partial}{\partial y} \left(\Gamma \frac{\partial\phi}{\partial y} \right) + S$$

$$\frac{\partial(\rho\phi)}{\partial t} + \frac{\partial}{\partial x} \underbrace{(\rho u\phi - \Gamma \frac{\partial\phi}{\partial x})}_{J_x} + \frac{\partial}{\partial y} \underbrace{(\rho v\phi - \Gamma \frac{\partial\phi}{\partial y})}_{J_y} = S$$

$$\frac{\partial(\rho\phi)}{\partial t} + \frac{\partial J_x}{\partial x} + \frac{\partial J_y}{\partial y} = S$$

2. Results of discretization

In order to extend the results of 1-D discussion, introducing J_x , J_y to 2-D case

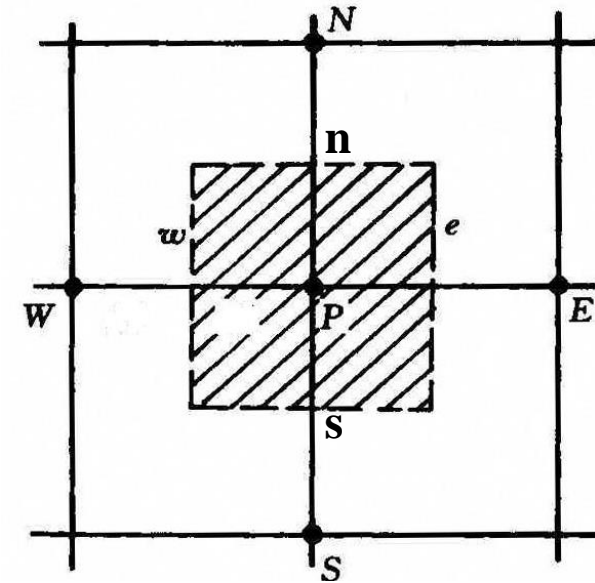
Integrating above equations for CV. P

$$\iiint \frac{\partial(\rho\phi)}{\partial t} dt dx dy = [(\rho\phi)_P - (\rho\phi)_P^0] \Delta V$$

$$\iiint \frac{\partial J_x}{\partial x} dx dy dt = \int_t^{t+\Delta t} \int_s^n (J_x^e - J_x^w) dy dt$$

$$\iiint \frac{\partial J_y}{\partial y} dx dy dt = \int_t^{t+\Delta t} \int_w^e (J_y^n - J_y^s) dx dt$$

$$\iiint S dx dy dt = (S_C + S_P \phi_P) \Delta V \Delta t$$



By introducing J^* and adopt the characters of coefficients

Finally the general discretization equation for 2-D five-point scheme can be obtained:

$$a_P \phi_P = a_E \phi_E + a_W \phi_W + a_S \phi_S + a_N \phi_N + b$$

$$a_P = a_E + a_W + a_N + a_S + a_P^0 - S_P \Delta V$$

$$b = S_C \Delta V + a_P^0 \phi_P^0 \quad a_P^0 = \frac{\rho_P \Delta V}{\Delta t}$$

$$a_E = D_e A(|P_{\Delta e}|) + \llbracket -F_e, 0 \quad a_W = D_w A(|P_{\Delta w}|) + \llbracket F_w, 0$$

$$a_N = D_n A(|P_{\Delta n}|) + \llbracket -F_n, 0 \quad a_S = D_s A(|P_{\Delta s}|) + \llbracket F_s, 0$$

3. Ways for adopting other schemes

Adopting defer correction method, and putting the additional part of the other scheme into source term (b) of the algebraic equation.

4.7.2 Treatment of boundary conditions

1. **Inlet boundary** — usually specified;

2. **Center line** — symmetric boundary:

Velocity component normal to the center line is equal to zero;

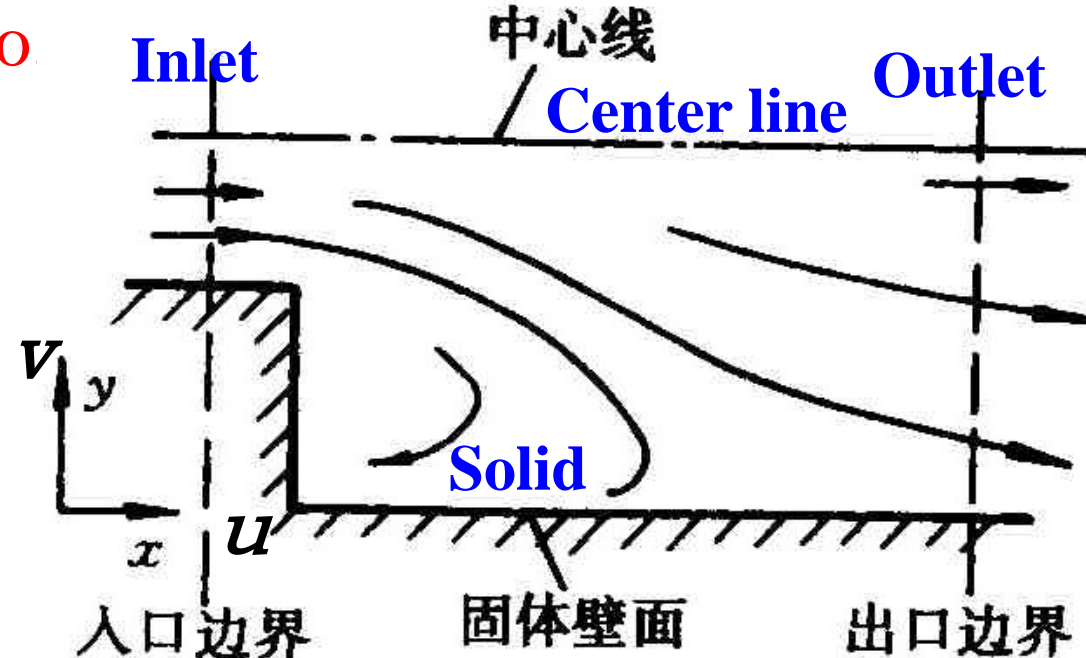
First derivative normal to the center line of other variable is equal to zero.

$$v = 0; \frac{\partial \phi}{\partial n} = 0$$

3. **Solid boundary**

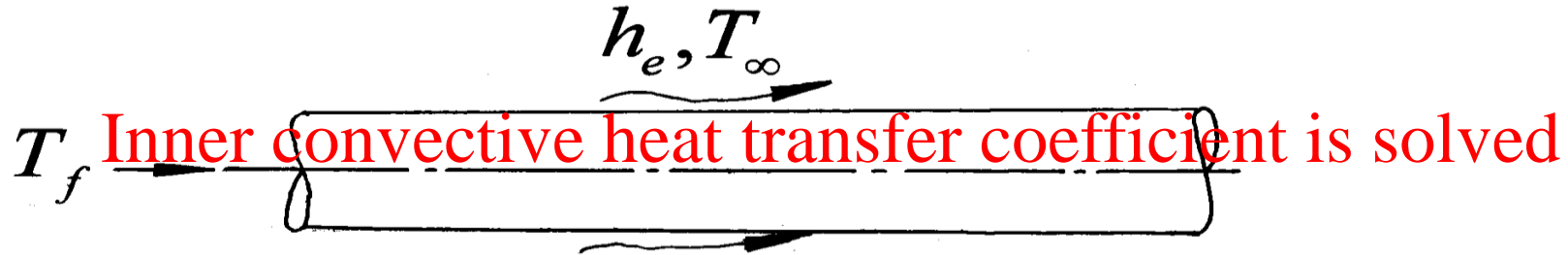
No slip for u, v ;

Three types for T .



Known temp. - **1**; Given heat flux - **2**;

External convective heat transfer - **3**;



4. Outlet boundary

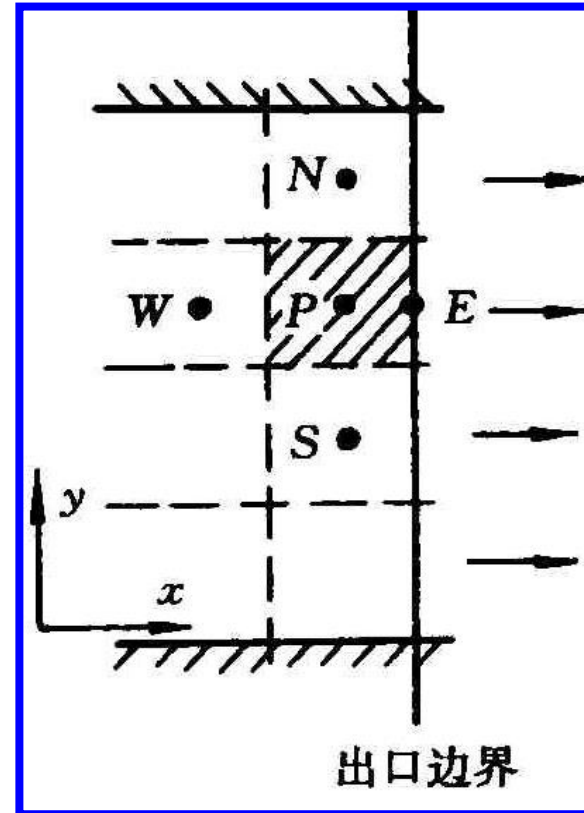
Conventional methods:

(1) Local one-way (局部单向化)

$$a_E = 0$$

(2) Fully developed (充分发展)

$$\frac{\partial \phi}{\partial x} = 0 \longrightarrow \phi_E = \phi_P^*$$



Home work of Chapter 4

5-2 5-3 5-5 5-9

In 5-5 Taking $\Delta x = \Delta y = 0.2$

Home work due on 10-19

Problem # 5-2

One-dimensional steady-state convection diffusion equation without source term, whereas boundary conditions are $x=0, \phi = \phi_0, x=L, \phi = \phi_L$. Taking 10 to 20 nodes for range $x/L = 0 \sim 1$, using the following 4 methods: Central difference, first order upwind, Hybrid scheme and QUICK scheme, then draw the plot between $(\phi - \phi_0)/(\phi_L - \phi_0)$ and x/L using three values of Peclet number i.e. $P_\Delta = 1, 5, 10$ and compare the results with exact values.

(Note: take care the difference between grid Peclet number, P_Δ , whole Peclet number

and $P_\Delta = \frac{\rho u L}{\Gamma}$)

Problem # 5-3

For one-dimensional unsteady convection - diffusion equation

$$\frac{\partial(\rho\phi)}{\partial(t)} = -\frac{\partial(\rho u\phi)}{\partial x} + \frac{\partial}{\partial x} \left(\Gamma \frac{\partial\phi}{\partial x} \right), \text{ using power law scheme for the discretization and find}$$

the values of followings constants a_E , a_W , a_p^0 and a_p : $\Delta t = 0.05$, where $\rho u = 1$,

$P_{\Delta} = 0.1, 10$. All units are the same.

Problem # 5-5

Consider a two-dimensional steady-state convection diffusion equation, where $\rho u = 5$,

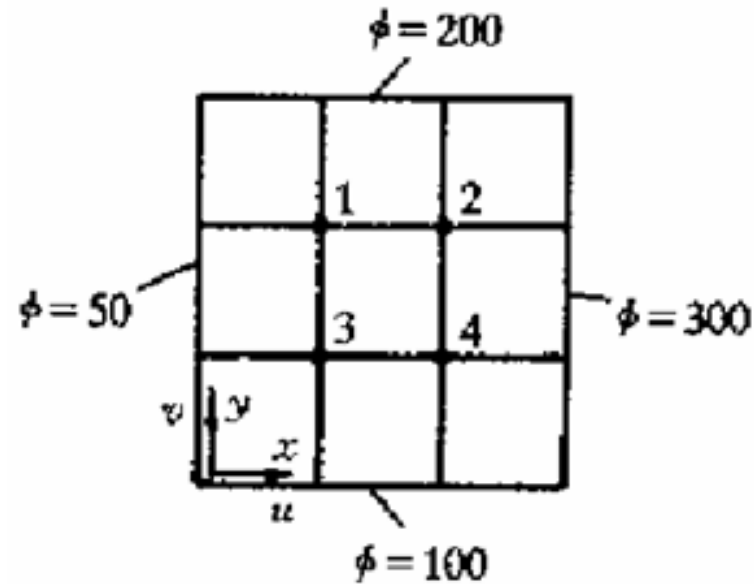
$\rho v = 3$, $\Gamma = 0.5$, the boundary values are shown in figure given below,

also $\Delta x = \Delta y = 0.2$. By using (a) first order upwind scheme ; (2) hybrid scheme ; (3)

power law scheme ; (4) second-order upwind scheme, try to get the values of ϕ at

four nodes (1,2,3,4).

Figure of Problem 5-5-



Problem # 5-7

Discretize the equation (5-1) for uniform grid and $u > 0$ by using the QUICK scheme and get the discretization equation. Then use the sign preservation rule as in section 5.7 to analyze the stability of this scheme.

↵

↵

Problem # 5-9

Define the third-order upwind scheme using the interface function interpolation method and verify the consistence in form with the definition of derivative expression for given nodes.

Appendix of Section 4-7-1

Assuming that at the interface J_x^e, J_x^w are constant:

$$(J_x^e - J_x^w)\Delta y\Delta t = (J_e - J_w)\Delta t \quad J_e = J_x^e\Delta y, J_w = J_x^w\Delta y$$

Expressing J via J^* :

$$J_e = J_e^* D_e = D_e [B(P_{\Delta e})\phi_P - A(P_{\Delta e})\phi_E] \quad \boxed{\text{Add-sub}}$$

$$J_e = J_e^* D_e = D_e [\{A(P_{\Delta e}) + P_{\Delta e}\}\phi_P - A(P_{\Delta e})\phi_E]$$

$$J_e = J_e^* D_e = \{D_e A(P_{\Delta e}) + F_e\}\phi_P - D_e A(P_{\Delta e})\phi_E$$

$$\boxed{D_e = \frac{\Gamma\Delta y}{\delta x}}$$

$$J_e = J_e^* D_e = \underbrace{D_e A(P_{\Delta e})\phi_P}_{a_E} + F_e\phi_P - \underbrace{D_e A(P_{\Delta e})\phi_E}_{a_E}$$

$$\boxed{F_e = \rho u\Delta y}$$

$$a_E$$

$$a_E$$

本组网页地址: <http://nht.xjtu.edu.cn> 欢迎访问!
Teaching PPT will be loaded on ou website



同舟共济
渡彼岸!

People in the
same boat help
each other to
cross to the other
bank, where....